

Dear Parents and children.

We hope you are all keeping well and safe. We are so sad that we won't get to see your smiling faces until September and you are with your new teacher. But all of the photos that you are sending to us by email are making us smile each day. Keep them coming to us.

We absolutely loved all of your pictures. We saw you doing your float and sink activity. Some of you emailed us some fabulous pictures for the website. Keep sending us your wonderful pictures we love to hear from us.

Well done everyone on the super work (both parents and children), We know it's not easy to juggle everything. All we want is for you to do the best you can.

We are aware that some of the smaller books are almost finished you can choose a letter/number to focus on that might need more practice if this is the case.

We have attached some work sheets at the bottom of the page. These are just a few extra pieces if you would like to complete them.

Letters to keep an eye on: "b" & "d" can be written backwards, sizing of letters e.g. a,c,e,i,m,n,o,r,s,u,v,w,x,z are all the same size once written, b,d,f,h,k,l,t are all tall letters when written and g,j,p,q and y are all below the line when written.

A common occurrence in junior infants is putting numbers backwards. 2,3,7 and 9 are the most common. Practice makes perfect with these.

If you would like to contact your teacher about school work, please don't hesitate. That's what we are here for. You can do so via email.

[MsMcMahon@corvillens.com](mailto:MsMcMahon@corvillens.com)

[MsOConnell@corvillens.com](mailto:MsOConnell@corvillens.com)

We hope you are enjoying the lovely weather we have been getting.

Ms. O' Connell and Ms. McMahon.

MONDAY 1<sup>st</sup> June 2020 - NO SCHOOL WORK - Enjoy the sunshine today ☺

Tuesday 2<sup>nd</sup> June 2020

Dictation:	Call out these sentences and get your child to write them down. Focusing on medial sounds (middle sound) <ul style="list-style-type: none"> <li>- The cat has a hat.</li> <li>- The cat is on the mat.</li> </ul>
Tricky words:	<ul style="list-style-type: none"> <li>- Like</li> <li>- have</li> </ul> Put all tricky words so far into sentences orally.
Handwriting book:	Continue onto the next page.
Small Maths book:	Continue onto the next page.
Operation Maths:	Length Measure the length of four objects in your house using spoons. Guess first " how many spoons long is the kitchen table" and then measure.
Word list:	Next Wordlist
Video Clip:	Watch the video clip about the whale using this link <a href="https://www.youtube.com/watch?v=I9qlhNU1ATE">https://www.youtube.com/watch?v=I9qlhNU1ATE</a> Draw a picture of the whale


Wednesday 3<sup>rd</sup> June 2020

Sounds:	We are working on medial sounds (middle sounds). Call out words to your child and they tell you what sound is in the middle. E.g. bun, pin, net, run, pot, peg, sit, sat,
Tricky words:	<ul style="list-style-type: none"> <li>- like</li> <li>- have</li> </ul> Put all tricky words so far into sentences orally.
Handwriting book:	Continue onto the next page.
Small Maths book:	Continue onto the next page.
Operation Maths:	Length Long and longer Draw a snake in your copy and underneath draw a longer one
Word list:	Continue onto the next word list.
Video Clip:	Watch the video clip about the whale again and retell the facts you have learned <a href="https://www.youtube.com/watch?v=I9qlhNU1ATE">https://www.youtube.com/watch?v=I9qlhNU1ATE</a> Write two sentences about the whale in your copy.

Thursday 3<sup>rd</sup> June 2020

Dictation:	Call out these sentences and get your child to write them down. <ul style="list-style-type: none"> <li>- A fox is red.</li> <li>- I like the red fox.</li> </ul>
Tricky words:	<ul style="list-style-type: none"> <li>- live</li> <li>- give</li> </ul> Put all tricky words so far into sentences orally.
Handwriting book:	Continue onto the next page.
Small Maths book:	Continue onto the next page.
Operation Maths:	Cut strips of paper into different lengths and get the children to order them from shortest to longest .
Word list:	Choose 10 random words from different word lists completed so far to test the children on their fluency.
Video Clip:	<a href="https://www.youtube.com/watch?v=3ZA+KDaFU6c">https://www.youtube.com/watch?v=3ZA+KDaFU6c</a> Enjoy the story together "The Whale and the Snail"

Friday 5<sup>th</sup> June 2020

Sounds/Dictation:	Fun activity: Set a timer and get your child to write down as many words as they can in one minute. Next Friday we will do the same activity. As the weeks go on you should see an increase in the amount of words written in a minute.
Tricky words:	Revise all tricky words to date. Put all tricky words so far into sentences orally.
Handwriting book:	Continue onto the next page.
Small Maths book:	Continue onto the next page.
Operation Maths:	Show children how long a metre is. Your arms stretched out wide is approximately one metre. Ask them to find things in the house that are more than a metre long.
Art:	Under the sea- Draw as many pictures of animals that live under the ocean. Colour around them in blue or if you have blue paint sponge over your picture in blue 

Monday 8<sup>th</sup> June 2020

Dictation :	Dictation of cvc words. Call out words to your child and get them to write them down, Try and change the medial and end sound each time so the child is not expecting it and has to listen for all three sounds.
Tricky words:	<ul style="list-style-type: none"> <li>- little</li> <li>- down</li> </ul> Put all tricky words so far into sentences orally.
Handwriting book:	Continue onto the next page.
Small Maths book:	Continue onto the next page.
Operation Maths:	If you have lego or duplo blocks at home make a tall tower and a taller tower. Take a picture of yourself with your towers and e mail them to us.
Word list:	Continue onto the next word list.
Video Clip:	<a href="https://www.youtube.com/watch?v=06sDgp3wZUc">https://www.youtube.com/watch?v=06sDgp3wZUc</a> watch this video and write down two facts about pigs.

Tuesday 9<sup>th</sup> June 2020

Phonics:	Revision of digraph (double) sounds see worksheet attached. If you have no way to print call out the words and have your child tell you which double sound is in the word.
Tricky words:	<ul style="list-style-type: none"> <li>- little</li> <li>- down</li> </ul> Put all tricky words so far into sentences orally.
Handwriting book:	Continue onto the next page.
Small Maths book:	Continue onto the next page.
Operation Maths:	2d shapes revision talk about square, triangle, circle, rectangle How many corners and sides does it have? Use the shapes to make your own picture.
Word list:	Choose 10 random words from different word lists completed so far to test the children on their fluency.
Video Clip:	<a href="https://www.youtube.com/watch?v=wYKJkHcaMzE">https://www.youtube.com/watch?v=wYKJkHcaMzE</a> Watch the video clip about chickens and write out two facts you learned

Wednesday 10<sup>th</sup> June 2020

Sounds:	Revision of double sounds. see worksheet attached .
Tricky words:	<ul style="list-style-type: none"><li>- what</li><li>- when</li></ul> Put all tricky words so far into sentences orally.
Handwriting book:	Continue onto the next page.
Small Maths book:	Continue onto the next page.
Word list:	Continue onto the next word list.
Free writing:	Write a list of animals found on the farm.

Thursday 11<sup>th</sup> June 2020

Dictation:	Call out these sentences and get your child to write them down. <ul style="list-style-type: none"><li>- Tom has a red car</li><li>- Meg has a red ball</li></ul>
Tricky words:	<ul style="list-style-type: none"><li>- what</li><li>- when</li></ul> Put all tricky words so far into sentences orally.
Handwriting book:	Continue onto the next page.
Small Maths book:	Continue onto the next page.
Word list:	Choose 10 random words from different word lists completed so far to test the children on their fluency.

Friday 12<sup>th</sup> June 2020

Sound/dictation:	Fun activity: Set a timer, the same as last week and get your child to write down as many words as they can in one minute. Next Friday we will do the same activity. As the weeks go on you should see an increase in the amount of words written in a minute.
Tricky words:	Revise all tricky words from the last 2 weeks. Put all tricky words so far into sentences orally.
Handwriting book:	Continue onto the next page.
Small Maths book:	Continue onto the next page.
Word list:	Revise all word lists to date.
Art	Draw your favourite farm animal

There are lots of useful online resources to help with the different topics. Here is a list of a few.

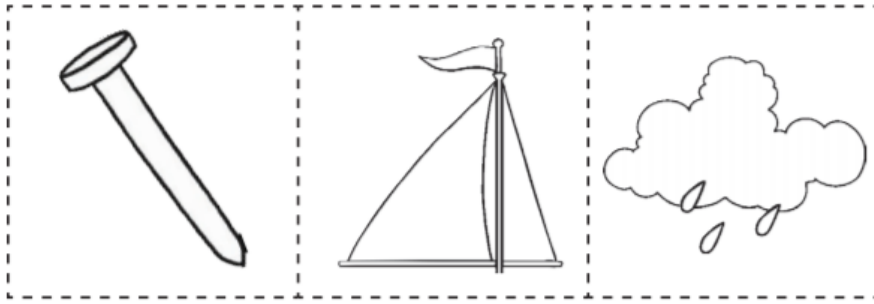
[www.twinkl.ie](http://www.twinkl.ie)

[www.topmarks.co.uk](http://www.topmarks.co.uk)

[www.phonicsbloom.com](http://www.phonicsbloom.com)

[www.splashlearn.com/math-games-for-kindergarteners](http://www.splashlearn.com/math-games-for-kindergarteners)


This is one of their favourites: [www.ictgames.com/mobilePage/helpAHedgehog/](http://www.ictgames.com/mobilePage/helpAHedgehog/)



# I Can Read! ai Sound

Read the words and match the picture to the word.

rain



nail



sail



# I Can Read! ee Sound

Read the words and match the picture to the word.

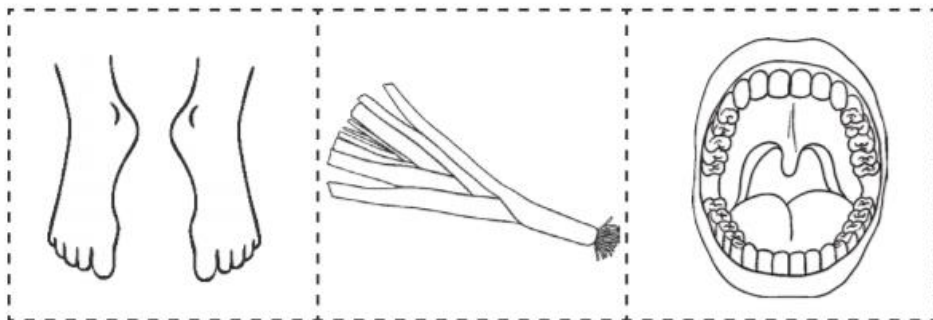
leek



teeth




feet



# I Can Read! oa Sound

Read the words and match the picture to the word.

toad




goat




coat



Date: \_\_\_\_\_ Name: \_\_\_\_\_

What is the  MIDDLE sound?



s \_ n



p \_ t



v \_ t



h \_ t



l \_ g



d \_ g



f \_ x



c \_ t



p \_ g



n \_ t







n

t



l

g



h

t



z

p



p

t



b

g



j

t



w

g



b

s


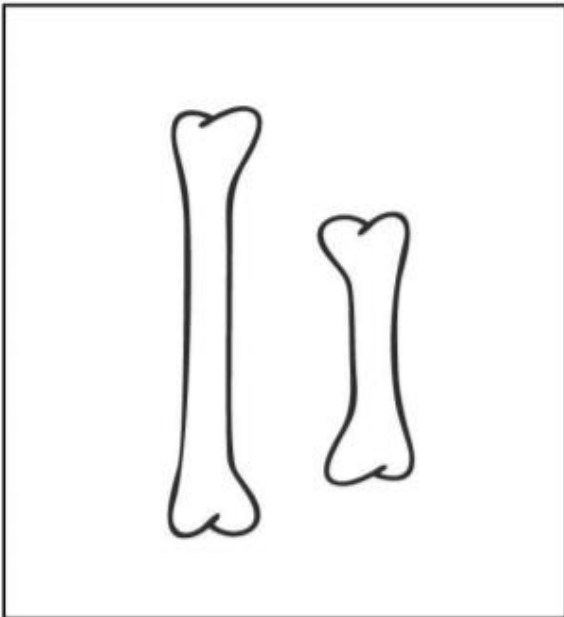
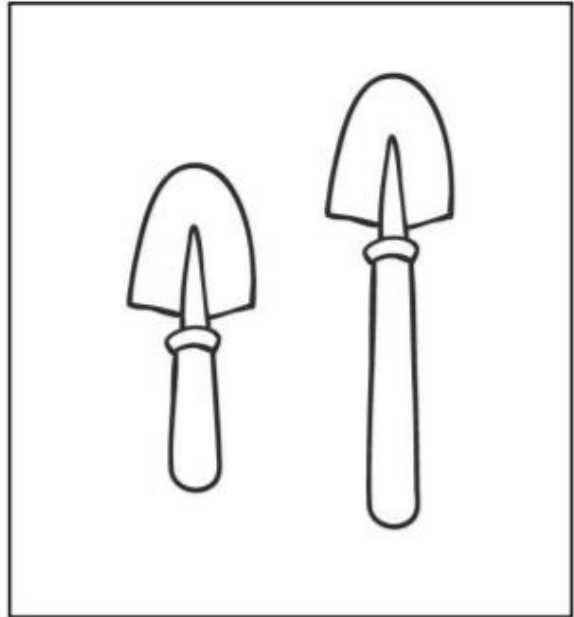
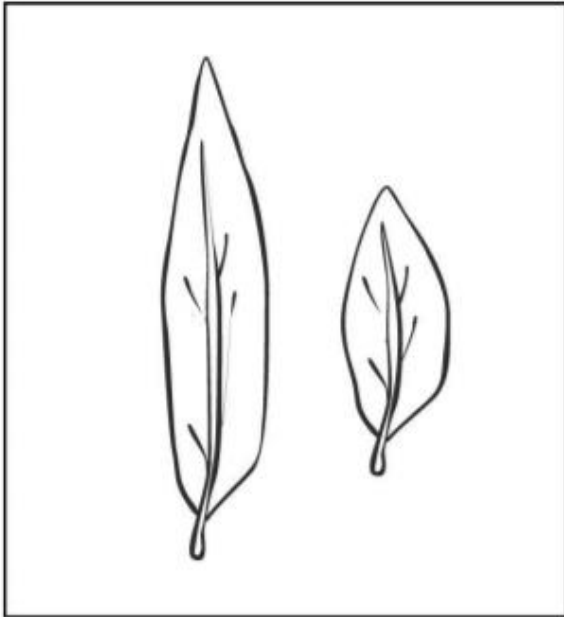


t


n

## Measurement Activity

Look at the pairs of objects below. Color the object that is longer.

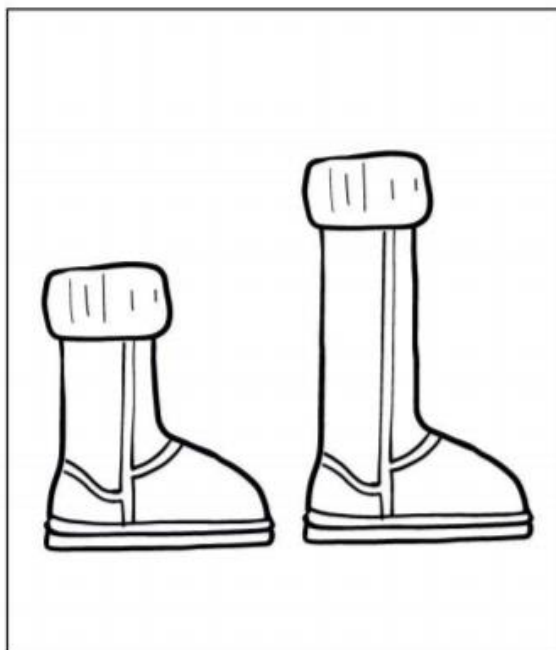
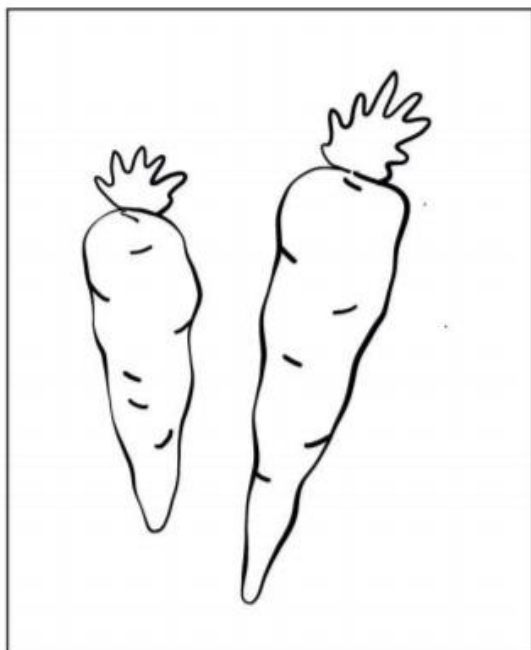
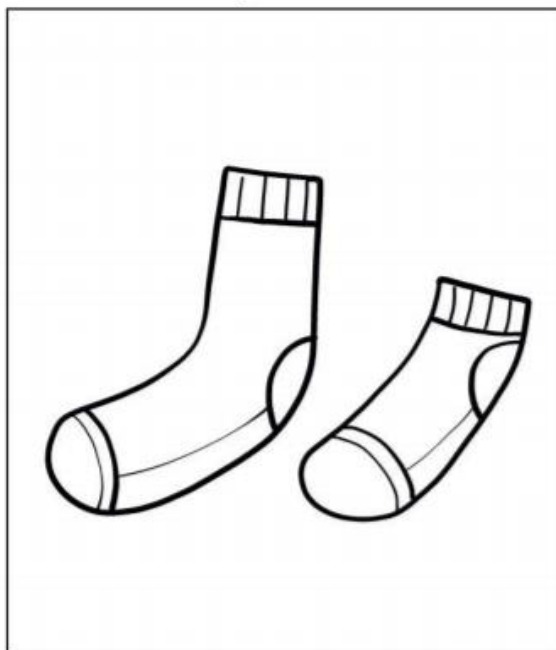
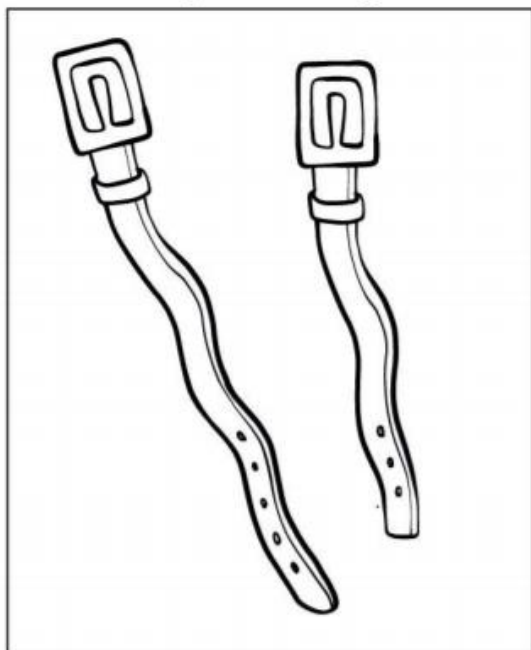


Circle the longest object on each row.



















## Measurement Activity

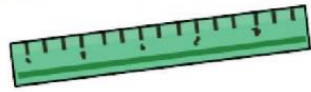
Look at the pairs of objects below. Color the object that is shorter.



Circle the shortest object on each row.

Read the sentences and complete them with longer or shorter



The blue ruler is \_\_\_\_\_



The pink pencil is \_\_\_\_\_



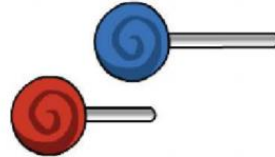
The yellow pin is \_\_\_\_\_



The blue key is \_\_\_\_\_



The black comb is \_\_\_\_\_



The blue lollipop is \_\_\_\_\_