

Dear Parents and children.

We hope you are all keeping well and safe. WE are so sad that we won't get to see your smiling faces until September and you are with your new teacher.

We absolutely loved all of your pictures and keeping in contact with you during this time. Well done everyone on the super work (both parents and children), We know it's not easy to juggle everything.

If we were in school now we would be easing off on the homework and starting to wind down and get ready for the Summer Holidays.

We have attached a few activities to keep you going for the last two weeks but there is absolutely no pressure to complete them.

We are so very sorry that you didn't get your full year in Junior Infants but we enjoyed every minute of the time we did get to spend with you.

Ms. Frawley and Ms. Kelly are getting two beautiful classes next year and we will only be down the corridor if you want to pop in and say hello. You will still see us on the yard in the mornings.

Pat yourselves on the back for doing great work at home and we will see you in September.

Ms. McMahon and Ms. O'Connell.

MsMcMahon@corvillens.com

MsOConnell@corvillens.com

Activities for the last two weeks

P.E Activities

- Simon says
- Bike riding
- Hopscotch
- Football
- Basketball
- Hula Hoops
- Trampoline
- Tennis
- Make an obstacle course in your garden

Any outdoor activities are great even a walk with the family to get fresh air and wake up the brain.

Art Activities

- Pavement chalk
- Build a lego sculpture
- Build a paper aeroplane
- Draw around shadows of yourself on the ground with chalk or your toys.
- Rainbow writing of your tricky words
- Build and fort

Oral Language and reading activities

- Play I spy
- Tell a story to your brother or sister
- Read a story with mum or dad before bed
- Record yourself saying your news for the day

Maths Activities

Sort toys according to colour

Sort building blocks according to size and colour

Find something longer/ shorter than you

Match socks from the washing machine for mammy

Play shop and practice adding up the prices of items

Go on a shape hunt

Play board games or card games (snakes and ladders, snap)

Other Activities

- Jigsaws
- Bake a cake
- Tidy your room
- Set the table for dinner
- Practice tying your laces
- Cut picture out of old magazines or papers
- Blow bubbles

There are lots of useful online resources to help with the different topics. Here is a list of a few.

www.twinkl.ie

www.topmarks.co.uk


www.phonicsbloom.com


www.splashlearn.com/math-games-for-kindergarteners

This is one of their favourites: www.ictgames.com/mobilePage/helpAHedgehog/


Initial Sounds


Circle the letter that the word begins with. The first one has been done for you.


b  ~~**c**~~


o  **a**


d  **b**


s  **h**

s  **f**

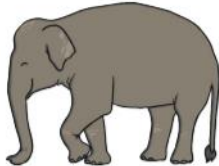
c  **o**


b  **p**

t  **f**

v  **c**


d  **g**

e  **j**


h  **y**


Final Sounds

Circle the sound that the word ends with. The first one has been done for you.

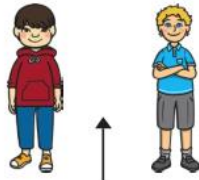
n  ~~**s**~~


i  **t**

p  **t**


m  **n**


g  **b**


b  **p**

d  **g**

n  **f**

c  **p**

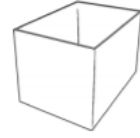
d  **g**

l  **j**

b  **g**

Phonics Read and Write

I can see a _____




I can see a _____



I can see a _____



I can see a _____



I can see a _____



I can see a _____




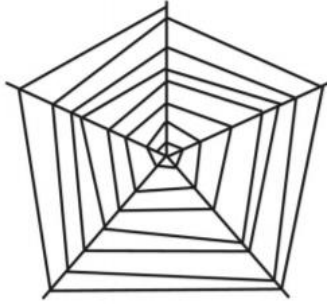


I can see a _____



CVC Words Cut and Paste Worksheet : €

Directions: Cut and paste the letters to make the word for the picture in the box.

e	h	t	n	l	b
e	e	w	g	n	e