

May 5th – May 15th

Hi everyone,

We hope you are all doing well! We really really miss seeing you every day in school. We are enjoying seeing your pictures on the school Facebook page and hearing from you by email. Don't forget if you have any questions at all, or just want to send a message to say hi, you can contact us by email on MsFrawley@corvillens.com and MsKelly@corvillens.com! We will get back to you as soon as possible.

We can't believe it's a brand-new month. If we were in school, we'd almost be starting to count down to the summer holidays. The month of May is officially the season of summer so let's hope the good weather is here to stay so we can continue to enjoy ourselves safely outside!

As you all know, the restrictions that were put in place back in March have been set to continue. As a result of this, we have listed some more work below for the next two weeks. This fortnight we have attached some worksheets for *Over the Moon* and *SESE* (two of the books that we left in school!). Please don't feel pressurised to print these or complete them - they are just there as an option if you would like to do them!

Thank you for your continued efforts and hard work, we really appreciate it!! Everyone is trying their best and that is just fantastic!!!

Please don't hesitate to contact us if you need any further explanation or information.

Stay at home and stay safe!! We miss you so much!

Chat soon,

Ms Frawley and Ms Kelly 😊

English

Sound Book: The sounds and words are attached at the end of this document – to be stuck into their sound books.

- May 5th – 8th: 'ee' – all the alternative spellings for the sound ee – /ee/ as in seed, /ea/ as in read, /e_e/ as in eve, /y/ at the end as in happy.
- May 11th – 15th - 'ie' - all the alternative spellings for the sound ie – /ie/ as in tie, /igh/ as in night, /i_e/ as in mine, /y/ at the end as in fly.

Tricky words: Continuous revision – refer to last fortnight's examples of the sight word games! Colour by sight word, Sight Word Stomp, Go fish/Memory Game, Sight word fly swat, Sight word Bingo.

Phonics Pupil Book 3: Complete pages 16 - 22

Note on Dictation – p.17 & 21

In school, we call out two sentences for the children to write into their books. These sentences contain the tricky words they have been practicing. There is no rush in completing this task and we keep calling out the sentence as many times as is needed. Also, you can call out the full sentence at first, but then repeat it one or two words at a time – whatever is easier for your child. You can also remind your child to use capital letters at the beginning of the sentence, spaces between their words and a full stop at the end.

Dictation Sentences for page 17:

1. Put the map in the car.
2. We saw some frogs in the pond.

Dictation sentences for page 21:

1. We could sing a song next.
2. It should be a good outing.
3. It would be fun to go on the swings.

Note on writing pages -18 & 22:

Children write about the topic (My Best Dinner & The animal I like best is...) with some guidance:

Note: You could link the writing page 'The animal I like best is...' with the genre story eBook from Over the Moon (further information below)

- Talk about the topic and make up sentences orally.
- Write some 'help words' on a piece of paper and guide the children as they write their sentences encouraging them to 'sound out' any words they are stuck on.
- Remember to leave spaces between words, use a capital letter at the beginning and a full stop at the end of a sentence.
- At this stage the children's spelling will not always be accurate, but their work will be readable. Spelling gradually improves through reading many books and learning the alternative letter-sound spellings (like in their sound books).
- Draw a picture in the picture frame.


Reading: Continue exposing your child to as much reading material as you can at this time.

Over the Moon

We have been following the Over the Moon Programme this year and their online resources are excellent. The children really enjoy our Over the Moon lessons at school. Each month we cover one Unit/Theme. The topic for Unit 08, for the month of May, is **The Zoo**.




Unit 08
Oral Language &
Interactive
Resources



Unit 08
Genre Story eBooks
Genre Story 8



Unit 08
Fiction Reader
eBooks
Reader 8



Unit 08
Non-Fiction Reader
eBooks
Reader 8

Gill have kindly given access to parents to their online resources during this time. Here is what you need to do to access the resources.

1. Go to <https://www.gillexplore.ie/gill-explore-resources/over-the-moon-senior-infants-skills-book>
2. Go to the drop-down menu 'All Chapters' and select 'Unit 08'.

Here you will have access to so many amazing resources – some of these are printable and some are online/interactive. The icons shown here (above right) will probably be the most useful to you.

- Oral Language & Interactive Resources: Here you will find the Oral Language Poster, Interactive Poem and several online games for the children to play.
- You can also access the eBooks which will link together all the language throughout the theme. There are three books: a Genre Story, a Fiction Reader and a Non-Fiction Reader.

You might want to read through some of the printable resources with your child and feel free to print and use them for various games/activities. However, this is not a requirement at all – so don't feel pressurised to print/use any of the above!

Remember: This topic would normally take four weeks so try not to rush through it if you decide to use it!! For this fortnight, focus on the **Oral Language Poster** (worksheet attached) and **Genre Story eBook** (worksheets attached).

There are lots of Zoo related activities on Twinkl. Just search for 'zoo' in the search bar!

Other useful websites for Literacy

Ixl.com – click senior infants, English, topic of choice

Topmarks.co.uk – lots of literacy activities

Starfall.com

Maths:

Reminder: If you wish you can access the ebooks on Edco Learning <https://www.edcolearning.ie/> and log in with the following details:

Level	Username	Password
Primary	primaryedcobooks	edco2020

- Operation Maths At School Book: Pages 102 - 109
- Operation Maths At Home Book – p. 32 - 33

Again, children will need guidance and instruction to complete these pages. The topics are Number, Shape and Space and Algebra (Patterns).

Other useful websites

Ixl.com – click senior infants, maths, topic of choice

Topmarks.co.uk – lots of maths activities

Gaeilge:

Ócáidí Speisialta – Lá Breithe – pages 56 & 57

- Lots of interactive lessons – Ceacht 1 – 5 - on Bua na Cainte software.

Reminder on how to access these resources: Edco have kindly offered the Bua Na Cainte software to all homes in Ireland during this time. It is an incredible resource and we recommend you download it, if possible. The children will be familiar with the interface from school and will probably be able to navigate it with a little assistance. Here you will have access to stories, songs and games for the topic. The children really enjoy this software at school!

1. Go to www.edco.ie/bua
2. Select the file which suits your computer – PC or MAC
3. Select the class level you require (Senior Infants), and then click on it to start a download of the file.
4. Once the download has completed, click on the file to install and follow the on-screen instructions.
5. A Bua na Cainte icon will appear on your desktop. Once you select this icon, a login page will open where you will need to enter the details below:
Login: trial
Password: trial

SESE (Geography/History/Science):


Theme of the Month: **Water**

This is a fun theme to explore – following on from Capacity in the last fortnight you will be no strangers to the excitement when water is involved. There is a worksheet for each lesson attached at the end of this document. You can do these orally, recreate on a piece of paper/copybook or print them if you wish.

- **Geography: Water All Around!**
 - Vocabulary: rain, pond, puddle, stream, river, sea
 - Ask child to think of some places in the locality where they might find water.
 - Look at the PowerPoint on 'Bodies of Water'
<https://www.twinkl.ie/resource/us-g-36-bodies-of-water-powerpoint>
 - Chat about and describe the pictures.
 - Worksheet – attached
- **Science: Is It Waterproof?**
 - Vocabulary: Waterproof, absorb, umbrella, material, plastic, cotton wool, pipette, fabric, bubble wrap.
 - Equipment: Bowl of water, tin foil, paper towel (kitchen roll), cotton wool, plastic, bubble wrap (could substitute with cling film or somethings else), pipette (turkey baster/straw/something similar)
 - Allow the child to drop a small amount of water on each material to test whether it is waterproof or not.
 - Ask which materials absorbed water and which materials were waterproof.
 - Worksheet – Attached
- **History: The Lighthouse Keeper**
 - Vocabulary: Lighthouse, keeper, oil, electricity, fog
 - Read the story 'Michael the Lighthouse Keeper' to the child and discuss.
 - Worksheet - Attached.

Michael the Lighthouse Keeper: My name is Michael and I worked as a lighthouse keeper for many, many years a long time ago. It was very hard work but I loved it. The hardest thing about the job was being away from my wife and children for long stretches of time. I would work at the lighthouse for weeks on end and then have two weeks off to go home and see my family. When I was at the lighthouse I worked with two other men – Desmond and Billy. They became great friends of mine. We checked to make sure the light was well lit. It wasn't electric then, it was an oil lamp in those days. We had to make sure it flashed at the right time too; there were no computers to control it like they have today. We also kept an eye out for fog. When it was foggy one keeper manned the light and one manned the fog signal. The fog signal made a loud sound out across the sea to warn all the ships to be extra careful because they were close to land. We also kept the lighthouse clean and tidy. If we weren't manning the light we were busy cleaning and polishing. We were very proud of our lighthouse and always kept it in 'shipshape'!

Pupil Book, page 57: **The Lighthouse Keeper. Discuss. True or false?** The children talk about the photographs and write whether the statements are true or false.



Religion

- Grow in Love – pages 62 - 63
 - May is the Month of Mary
 - <https://www.twinkl.ie/resource/roi-re-3-may-is-the-month-of-mary>
 - <https://www.twinkl.ie/resource/roi2-re-208-mary-in-may-prayer-booklet>

Art

- Looking and Responding – Water Lillies by Claude Monet. Look up the painting Water Lillies by Claude Monet. Discuss the colours used by Monet. Children could create a Monet inspired picture.
- Wax resist – Draw a picture with crayon and paint over it with watered down paint.
- Animal Masks – Paper plates (or circular card/paper) – create a zoo animal.
- Draw/Paint a Zoo animal
- You could also search online for some other Water or Zoo Art ideas if you prefer.

Aistear

- Manipulative Play – Pouring water. Pour water into vessels of various sizes and shapes. Food colouring could be added and mixed to create new colours.
- Constructive Play – Build boats / ships / submarines with lego etc. Put them into water to see if they float.

P.E.

Joe Wicks – P.E. with The Body Coach - <https://www.youtube.com/user/thebodycoach1>

Cosmic Yoga for kids – YouTube - <https://www.youtube.com/user/CosmicKidsYoga>

Please note further pages attached below 😊

May 5th – 8th

ee
ea
e_e

speed	sneeze	toffee
indeed	teacher	peach
seatbelt	eve	theme
these	Pete	seal
athlete	bee	meat

May 11th – 15th

igh
y
ie
i_e


lie	my	light
time	die	cry
right	kite	try
thigh	sky	mime
reply	tie	flight



The Zoo

Oral Language A Busy Day at the Zoo

A  **Barrier game: Take turns giving your partner instructions on what to colour in the picture.**



B  **Think, pair, share: Take turns naming a zoo animal and play 'word tennis' until you can't think of any more.**



Report **Analysing**

A Match each fact about the lion to the correct box to complete the report.

Lion Fact Sheet

A lion eats meat.



eats




Lions live in jungles and forests.



looks like



A male lion has a mane.



lives






B Write a fact about the lion.

C Give an oral report about the lion to your partner.



Report Guided Writing

A Use drawings and labels to complete the report.

<p>All about hippos</p>	<p>Looks like </p>
<p>Lives </p>	<p>Eats </p>

B  Share your report with your partner.



Strand: Oral Language **Element:** Understanding LO 5
Strand: Writing **Element:** Exploring and Using LO 6, 7



Water All Around!

Circle, draw and write.



The boy is splashing in a
river puddle



The ducks are in the
sea pond



He is fishing in the
puddle sea



I like to play in the
_____.



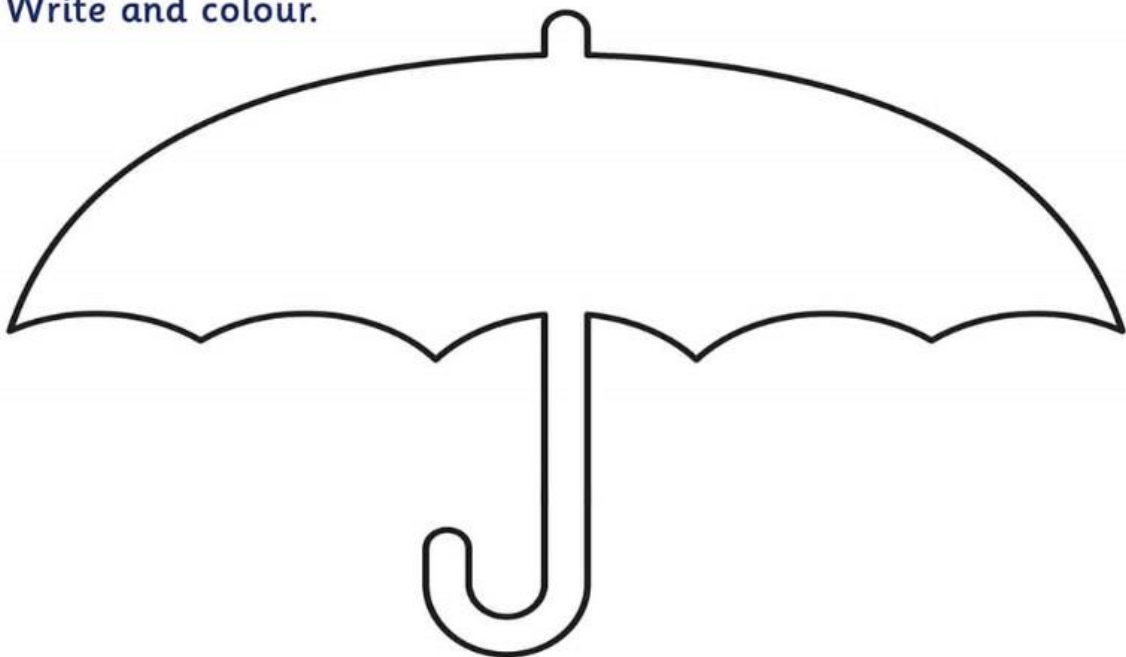
9 Water

Is It Waterproof?

Investigate. ✓ or ✗

Tinfoil 	<input type="checkbox"/>	Plastic 	<input type="checkbox"/>
Paper towel 	<input type="checkbox"/>	Bubble wrap 	<input type="checkbox"/>
Fabric 	<input type="checkbox"/>	Cotton wool 	<input type="checkbox"/>

Write and colour.





I would use _____ to make an umbrella.



The Lighthouse Keeper

Discuss.



True or false?

Lighthouses are found along the coast. _____

There are no lighthouse keepers any more. _____

Fog signals sound on a clear, bright day. _____

Lighthouses use electricity now. _____