

May 18<sup>th</sup> – May 29<sup>th</sup>

Hi everyone,

Hope you are doing well at home and managing to get out to enjoy the good weather we have been blessed with.

Don't forget, as we've said before if you have any questions at all, or just want to send a message to say hi, you can contact us by email on [MsFrawley@corvillens.com](mailto:MsFrawley@corvillens.com) and [MsKelly@corvillens.com](mailto:MsKelly@corvillens.com)! We love hearing from you and we will get back to you as soon as possible.

As you all know, the restrictions that were put in place back in March have been set to continue and it looks like we won't get to see each other until after the summer! As a result of this, we will continue to post work until the end of the year and have listed some more work below for the next two weeks. As before, we have attached some worksheets for Over the Moon and SESE (two of the books that we left in school!). Please don't feel pressurised to print these or complete them - they are just there as an option if you would like to do them!

This fortnight's maths lessons are all about money – so you might want to set up a little 'shop' in your house to practice your new skills. You are going to be learning even more about the zoo and having fun with water, too!

We really miss you all so much and we are so proud of all the hard work you are doing. Keep it up! Don't forget that it's not all about your schoolbooks – have lots of fun with your family, this is time to enjoy the company of those in your household and to make the most of your free time!!! Get outside to play and kick around a ball or practice your hurling skills, go on nature walks and find some mini beasts... whatever you enjoy doing – make some time for that!

Please don't hesitate to contact us if you need any further explanation or information.

Stay at home and stay safe!! We miss you so much!

Chat soon,

Ms Frawley and Ms Kelly 😊

## English

**Sound Book:** The sounds and words are attached at the end of this document – to be stuck into their sound books.

- May 18<sup>th</sup> – 22<sup>nd</sup>: 'oa' – all the alternative spellings for the sound oa – /oa/ as in goat, /ow/ as in snow and /o\_e/ as in pole.
- May 25<sup>th</sup> – 29<sup>th</sup> - 'ue' - all the alternative spellings for the sound ue – /ue/ as in glue, /ew/ as in few and /u\_e/ as in tune.

**Tricky words:** Continuous revision – refer to examples of the sight word games! Colour by sight word, Sight Word Stomp, Go fish/Memory Game, Sight word fly swat, Sight word Bingo.

**Phonics Pupil Book 3:** Complete pages 23 - 30

## Note on Dictation – p.24 & 28

In school, we call out two sentences for the children to write into their books. These sentences contain the tricky words they have been practicing. There is no rush in completing this task and we keep calling out the sentence as many times as is needed. Also, you can call out the full sentence at first, but then repeat it one or two words at a time – whatever is easier for your child. You can also remind

your child to use capital letters at the beginning of the sentence, spaces between their words and a full stop at the end.

Dictation Sentences for page 24:

1. He goes to the pool by bus.
2. They must count them two by two.
3. A dog has four legs.
4. We went right then left.

Dictation sentences for page 28:

1. He does not swim with the rest.
2. She made a big car with some boxes.
3. They hang their coats on the pegs.

**Note on writing pages - 25 & 29:**

Children write about the topic (My Best Day & My Game) with some guidance:

- Talk about the topic and make up sentences orally.
- Write some 'help words' on a piece of paper and guide the children as they write their sentences encouraging them to 'sound out' any words they are stuck on.
- Remember to leave spaces between words, use a capital letter at the beginning and a full stop at the end of a sentence.
- At this stage the children's spelling will not always be accurate, but their work will be readable. Spelling gradually improves through reading many books and learning the alternative letter-sound spellings (like in their sound books).
- Draw a picture in the picture frame.

**Reading:** Continue exposing your child to as much reading material as you can at this time.

### Engage Levelled Readers

In school, the children read a lot of levelled readers from various schemes. One of these is the Engage Series which the children know and enjoy in school.

Folens have kindly made the Engage set of books available for free online.

- Go to: <http://www.mycapstonelibrary.com/login/index.html>
- Username: freeaccess
- Password: engage

You can search the colour of the band you want to start with, and it will filter the books for those levels.


- Pink 1-2, Red 3-5, Yellow 6-8, Blue 9-11, Green 12-14, Orange 15-16, Turquoise 17-18, Purple 19-20, Gold 21-22, White 23-24, Lime 25-26

### Over the Moon


As mentioned last week, we have been following the Over the Moon Programme this year and their online resources are excellent. The children really enjoy our Over the Moon lessons at school. Each month we cover one Unit/Theme. The topic for Unit 08, for the month of May, is **The Zoo** – so we will be continuing on with that for the next two weeks.




Unit 08  
Oral Language &  
Interactive  
Resources



Unit 08  
Genre Story eBooks  
Genre Story 8



Unit 08  
Fiction Reader  
eBooks  
Reader 8



Unit 08  
Non-Fiction Reader  
eBooks  
Reader 8

Reminder on how to access the resources:

1. Go to <https://www.gillexplore.ie/gill-explore-resources/over-the-moon-senior-infants-skills-book>
2. Go to the drop-down menu 'All Chapters' and select 'Unit 08'.

Here you will have access to so many amazing resources – some of these are printable and some are online/interactive. As mentioned last time, the icons shown on the previous page will probably be the most useful to you.

- Oral Language & Interactive Resources: Here you will find the Oral Language Poster, Interactive Poem and several online games for the children to play.
- You can also access the eBooks which will link together all the language throughout the theme. There are three books: a Genre Story, a Fiction Reader and a Non-Fiction Reader.

You might want to read through some of the printable resources with your child and feel free to print and use them for various games/activities. However, this is not a requirement at all – so don't feel pressurised to print/use any of the above!

For this fortnight, you could focus on the **Fiction Reader – Adventure in the Zoo**, **Non-Fiction Reader – The Zookeeper** and **Poem – The Zoo** (worksheet attached). You might like to revise the Oral Language Poster also. We have attached some phonics, grammar and phonological awareness worksheets too!

There are lots of Zoo related activities on Twinkl. Just search for 'zoo' in the search bar!

### Other useful websites for Literacy

- Ixl.com – click senior infants, English, topic of choice
- Topmarks.co.uk – lots of literacy activities
- Starfall.com

### **Maths:**

**Reminder:** If you wish you can access the ebooks on Edco Learning <https://www.edcolearning.ie/> and log in with the following details:

Level	Username	Password
Primary	primaryedcobooks	edco2020

- Operation Maths At School Book: Pages 110 – 117
- Operation Maths At Home Book – p. 34 - 35

Again, children will need guidance and instruction to complete these pages. The topic for this fortnight is money.

### Other useful websites

- Ixl.com – click senior infants, maths, topic of choice
- Topmarks.co.uk – lots of maths activities

### **Gaeilge:**

- **Siopadóireacht** – pages 47 & 48
- Lots of interactive lessons – Ceacht 1 – 4 - on Bua na Cainte software.

**Reminder on how to access these resources:** Edco have kindly offered the Bua Na Cainte software to all homes in Ireland during this time. It is an incredible resource and we recommend you download it, if possible. The children will be familiar with the interface from school and will probably be able to navigate it with a little assistance. Here you will have access to stories, songs and games for the topic. The children really enjoy this software at school!

1. Go to [www.edco.ie/bua](http://www.edco.ie/bua)
2. Select the file which suits your computer – PC or MAC
3. Select the class level you require (Senior Infants), and then click on it to start a download of the file.
4. Once the download has completed, click on the file to install and follow the on-screen instructions.
5. A Bua na Cainte icon will appear on your desktop. Once you select this icon, a login page will open where you will need to enter the details below:  
     Login: trial  
     Password: trial

## SESE (Geography/History/Science):

Theme of the Month: **Water**

There is a worksheet for each lesson attached at the end of this document. You can do these orally, recreate on a piece of paper/copybook or print them if you wish.

- **Geography: Don't Waste a Drop!**

- Vocabulary: water, tap, teeth, leaks, drips, waste, conserve, save, rainwater, shower, bath.
- Discuss ways we use water every day.
- Ask your child if they can think of ways in which we can save water at home.
- Worksheet – attached

- **Science: The Shark**

- Vocabulary: shark, pup, skeleton, teeth, cartilage, great white shark, hammerhead shark, species
- K.W.L. – Ask your child what they Know about sharks and what they Want to know about sharks.
- Finally after reading the facts about sharks (on the worksheet attached) ask your child what they Learned about sharks.
- Worksheet – Attached

- **History: The Children of Lir**

- Vocabulary: Lough Derravaragh, the Sea of Moyle, Inishglora, King Lir, Queen Aoibh, Aoife, Fionnuala, Conn, Fiachra, Aodh, swan.
- Read The Children of Lir story (below)
- Alternatively a PowerPoint version of the story is available on Twinkl along with other resources linked to the story.
- <https://www.twinkl.ie/resource/roi-t-226-the-children-of-lir-powerpoint-story>
- Worksheet – Attached

- **The Children of Lir:** There once lived a king called Lir. He had four children – a daughter called Fionnuala and three sons called Aodh, Fiachra and Conn. The queen, Aoibh, was a kind woman and her family loved her dearly. Sadly, she died and Lir and the children were heartbroken. Lir married a woman called Aoife who was thought to have magical powers. The children's stepmother was a mean, selfish woman. She wanted all of Lir's attention for herself and was jealous of his love for Fionnuala and the boys. One day Aoife took the children to Lough Derravaragh to swim. There she cast an evil spell and turned the children into four white swans. They could still speak and had beautiful singing voices. Aoife told them they would have to spend the next 300 years on Lough Derravaragh, then another 300 years on The Sea of Moyle and 300 more on Inishglora. Lir was devastated. He banished Aoife from his home. He visited Fionnuala, Aodh, Fiachra and Conn on the lake every day until the day he died. After 900 years the spell was finally broken and the swans turned into four very, very old people. They hugged each other tightly, relieved that the spell was finally broken and their sentence as swans was over.

## Religion

- Grow in Love – pages 52 & 53
- Baptism – Elizabeth's Baptism & My Baptism
- <https://www.twinkl.ie/resource/t-re-579-ks1-christening-powerpoint>

## Art

- Coin rubbings – Remind your child to hold the coin and the paper down firmly so that they don't move them while they are rubbing with their pencil or crayon. You could also cut them out and use in your maths lessons this week.
- Lockdown 2020 Dough Mould (see image on right)
  - 500g flour
  - 250g salt
  - 250ml water
  - Mix into a dough
  - Roll out and press handprints
  - Bake in oven on lowest temperature for 4 hours
  - Leave to cool before painting
  - Finish with varnish to seal (if available)
- Shark Paper Plate / circular cardboard Craft (lots of examples when type this into google)
- You could also search online for some other Water or Zoo Art ideas if you prefer.



## Aistear

- Exploratory play – Water play. Provide the children with a range of suitable toys to play with in water.
- Socio-dramatic play – Supermarket/Clothes shop etc - Play in role as a shopkeeper or a customer when paying for or selling products using coins taught in maths lessons.

## P.E.

Joe Wicks – P.E. with The Body Coach - <https://www.youtube.com/user/thebodycoach1>

Cosmic Yoga for kids – YouTube - <https://www.youtube.com/user/CosmicKidsYoga>

Please note further pages attached below 😊

May 18<sup>th</sup> – 22<sup>nd</sup>

o\_e  
oa  
ow

toast	elbow	joke
tadpole	coast	window
rainbow	home	rose
coach	snow	oak
those	raincoat	loaf

May 25<sup>th</sup> – 29<sup>th</sup>

u\_e

ue

ew


bluebell	rescue	true
statue	ruler	use
excuse	tune	news
chew	threw	stew
argue	few	cute




Poem 'The Zoo'

★ Sequence the pictures from the poem.

- |          |         |         |            |
|----------|---------|---------|------------|
| 1. First | 2. Next | 3. Then | 4. Finally |
|----------|---------|---------|------------|



★ Cross out the word in each line that does not rhyme.



★  Think, pair, share: Describe your favourite zoo animal.



Strand: Oral Language Element: Exploring and Using LO 9  
Strand: Reading Element: Understanding LO 4




**Phonics Segmenting**

**A**  Listen to your partner say the sound. Point to it.



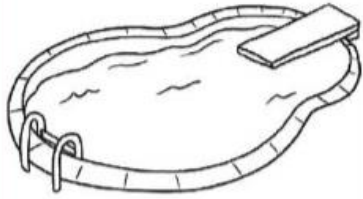
**B** Write the missing sound.




m		n
---	--	---



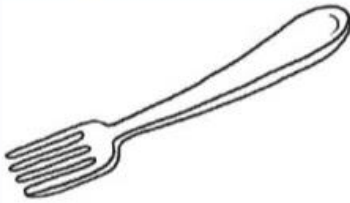
z		
---	--	--




p		l
---	--	---



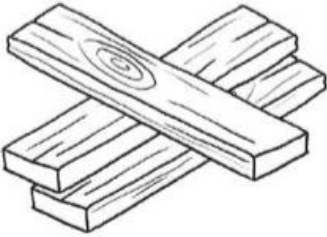
w	i	
---	---	--



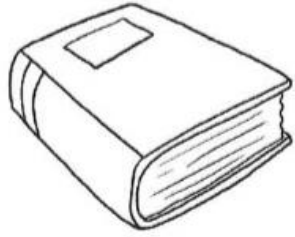
f		k
---	--	---




h		n
---	--	---



w		d
---	--	---



b		k
---	--	---

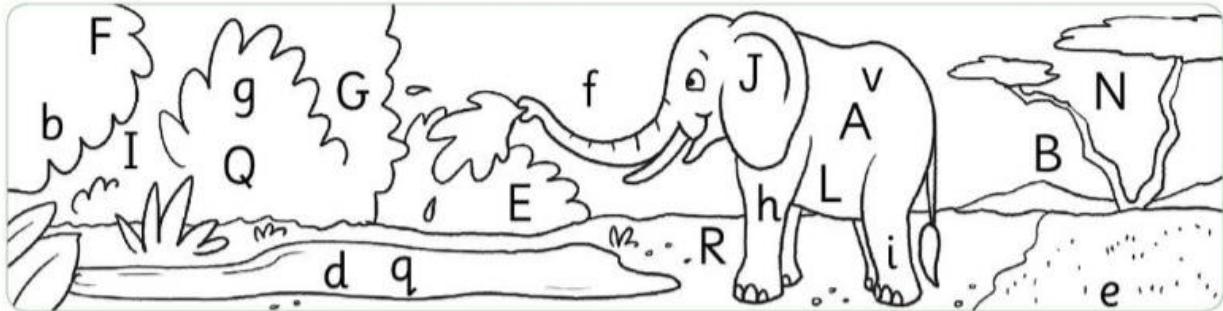


r	i	
---	---	--

**C** Write a sentence using one of the words above.

**Grammar** Capital Letters and Full Stops

**A** Ring all of the capital letters hiding in the picture.



**B** Unscramble each sentence. Add a capital letter and a full stop.

1. to went we zoo the



2. zebras i like



3. chicken a two has legs




4. is the a ostrich bird





Phonological Awareness Syllables


# Syllable Zoo


★ Clap and count the syllables. Write the missing letters.


	<input type="radio"/> 1 <input type="radio"/> 2 <input type="radio"/> 3
_tiger_	


	<input type="radio"/> 1 <input type="radio"/> 2 <input type="radio"/> 3
__lephan__	


	<input type="radio"/> 1 <input type="radio"/> 2 <input type="radio"/> 3
__ebr__	


	<input type="radio"/> 1 <input type="radio"/> 2 <input type="radio"/> 3
__io__	

	<input type="radio"/> 1 <input type="radio"/> 2 <input type="radio"/> 3
__orill__	

	<input type="radio"/> 1 <input type="radio"/> 2 <input type="radio"/> 3
__ol__	

	<input type="radio"/> 1 <input type="radio"/> 2 <input type="radio"/> 3
__and__	

	<input type="radio"/> 1 <input type="radio"/> 2 <input type="radio"/> 3
__nake	

	<input type="radio"/> 1 <input type="radio"/> 2 <input type="radio"/> 3
__onkey	

★  Play 'guess the animal' with your partner.



# 9 Water


Interactive activity

## Don't Waste a Drop!

List three ways that you use water.

- 1 \_\_\_\_\_
- 2 \_\_\_\_\_
- 3 \_\_\_\_\_

Colour the good habits green.





## The Shark

Read.




A shark is a fish.

A baby shark is called a pup.

Sharks eat smaller fish.

When a shark's tooth falls out another one grows.

Complete the shark. Add some fish.






9 Water




## The Children of Lir


Sequence.



Inishglora



Lough  
Derravaragh



The Sea of  
Moyle

Draw a scene from the story.

