

Dear Parents and children.

We hope you are all keeping well and safe. We cannot believe another two weeks has passed, fingers crossed the restrictions will start to ease a bit over the next few weeks.

We absolutely loved all of your pictures. We saw some creepy insects from the mini beast hunts, some fabulous handwriting and also some very colourful pictures and drawings. Keep emailing us your fabulous work. It gives us such a boost when we see all our happy, smiling Junior infants.

Well done everyone on the super work (both parents and children), We know it's not easy to juggle everything. All we want is for you to do the best you can.

We are aware that some of the smaller books are almost finished you can choose a letter/number to focus on that might need more practice if this is the case.

We have attached some work sheets at the bottom of the page. These are just a few extra pieces if you would like to complete them.

Letters to keep an eye on: "b" & "d" can be written backwards, sizing of letters e.g. a,c,e,i,m,n,o,r,s,u,v,w,x,z are all the same size once written, b,d,f,h,k,l,t are all tall letters when written and g,j,p,q and y are all below the line when written.

A common occurrence in junior infants is putting numbers backwards. 2,3,7 and 9 are the most common. Practice makes perfect with these.

If you would like to contact your teacher about school work, please don't hesitate. That's what we are here for. You can do so via email.

MsMcMahon@corvillens.com

MsOConnell@corvillens.com

Looking forward to seeing all of the great work this week.

Ms. O' Connell and Ms. McMahon.

Monday 18th May 2020

Sounds:	We are working on initial sounds (beginning sound). Here is a list of words to call out and test your child on initial sounds, they can write the sound they hear on a sheet. (cat, rat, snake, monkey, hippo, gate) Feel free to add as many words as you like.
Tricky words:	<ul style="list-style-type: none">- go- no Put all tricky words so far into sentences orally.
Handwriting book:	Continue onto the next page.
Small Maths book:	Continue onto the next page.
Operation Maths:	Page 85 - Combination including zero
Word list:	Continue onto the next word list.
Video Clip:	Watch this clip of the life cycle of a butterfly and discuss what you have learned. https://www.youtube.com/watch?v=O1S8WzwLPIM

Tuesday 19th May 2020

Dictation:	Call out these sentences and get your child to write them down. <ul style="list-style-type: none">- The cat is on the mat.- I put the tap on.
Tricky words:	<ul style="list-style-type: none">- go- no Put all tricky words so far into sentences orally.
Handwriting book:	Continue onto the next page.
Small Maths book:	Continue onto the next page.
Operation Maths:	Page 86 - Combination
Word list:	Choose 10 random words from different word lists completed so far to test the children on their fluency.
Video Clip:	Watch the clip of the life cycle of a butterfly again draw a picture and write two sentences about what you have learned. https://www.youtube.com/watch?v=O1S8WzwLPIM

Wednesday 20th May 2020

Sounds:	We are working on initial sounds (beginning sound). Here is a list of words to call out and test your child on initial sounds, they can write the sound they hear on a sheet. (window, book, egg, jelly, pot, tiger) Feel free to add as many words as you like.
Tricky words:	<ul style="list-style-type: none">- so- my Put all tricky words so far into sentences orally.
Handwriting book:	Continue onto the next page.
Small Maths book:	Continue onto the next page.
Operation Maths:	Page 87 - Combination
Word list:	Continue onto the next word list.
Video Clip:	https://www.youtube.com/watch?v=75NQK-Sm1YY Watch the video clip (The very hungry caterpillar). Talk about the story. What did the caterpillar eat? Why did he eat so much food?

Thursday 21st May 2020

Dictation:	Call out these sentences and get your child to write them down. - My hat is on top. - The man can run.
Tricky words:	- so - my Put all tricky words so far into sentences orally.
Handwriting book:	Continue onto the next page.
Small Maths book:	Continue onto the next page.
Operation Maths:	Page 88 - Number facts about 5
Word list:	Choose 10 random words from different word lists completed so far to test the children on their fluency.

Friday 22nd May 2020

Sounds/Dictation:	Fun activity: Set a timer and get your child to write down as many words as they can in one minute. Next Friday we will do the same activity. As the weeks go on you should see an increase in the amount of words written in a minute.
Tricky words:	Revise all tricky words to date. Put all tricky words so far into sentences orally.
Handwriting book:	Continue onto the next page.
Small Maths book:	Continue onto the next page.
Operation Maths:	Page 89 - Number facts
Art:	Draw/paint a colourful butterfly. Use as many bright colours as you can.

Monday 25th May 2020

Sounds:	We are working on final sounds. Here is a list of words to call out and test your child on final sounds, they can write the sound they hear on a sheet. (cat, peg, pen, jumper, jam, bed, pop) Feel free to add as many words as you like. You could also play a game: How many words can you think of that end in the letter "t".
Tricky words:	- one - by Put all tricky words so far into sentences orally.
Handwriting book:	Continue onto the next page.
Small Maths book:	Continue onto the next page.
Operation Maths:	Page 90 - Money (Use coins from home to help the children with this topic)
Word list:	Continue onto the next word list.
Video Clip:	https://www.youtube.com/watch?v=s236Q1nuWXg Watch the video clip. If you have a magnet at home (maybe a fridge magnet) Go on a hunt around the house and experiment different items to see if they are magnetic.

Tuesday 26th May 2020

Dictation:	Call out these sentences and get your child to write them down. - I sat on the bed. - He was on the rug.
Tricky words:	- one - by Put all tricky words so far into sentences orally.
Handwriting book:	Continue onto the next page.
Small Maths book:	Continue onto the next page.
Operation Maths:	Page 91 - Money (Use coins from home to help the children with this topic)
Word list:	Choose 10 random words from different word lists completed so far to test the children on their fluency.
Video Clip:	https://www.youtube.com/watch?v=mEg56OVpUIE Watch this video clip and test items around the house/garden. What force are you acting on it. Push or Pull?

Wednesday 27th May 2020

Sounds:	We are working on final sounds. Here is a list of words to call out and test your child on final sounds, they can write the sound they hear on a sheet. (cat, peg, pen, jumper, jam, bed, pop) Feel free to add as many words as you like. You could also play a game: How many words can you think of that end in the letter "p"
Tricky words:	- only - old Put all tricky words so far into sentences orally.
Handwriting book:	Continue onto the next page.
Small Maths book:	Continue onto the next page.
Operation Maths:	Page 92- Money (Play a game of shop with items from home)
Word list:	Continue onto the next word list.
Free writing:	Think about all of the things you have done with your family since you have been at home from school. Draw a picture and write two sentences about it.

Thursday 28th May 2020

Dictation:	Call out these sentences and get your child to write them down. - He is big. - I am on the bus.
Tricky words:	- only - old Put all tricky words so far into sentences orally.
Handwriting book:	Continue onto the next page.
Small Maths book:	Continue onto the next page.
Operation Maths:	Page 93 - Money
Word list:	Choose 10 random words from different word lists completed so far to test the children on their fluency.

Friday 29th May 2020

Sound/dictation:	Fun activity: Set a timer, the same as last week and get your child to write down as many words as they can in one minute. Next Friday we will do the same activity. As the weeks go on you should see an increase in the amount of words written in a minute.
Tricky words:	Revise all tricky words from the last 2 weeks. Put all tricky words so far into sentences orally.
Handwriting book:	Continue onto the next page.
Small Maths book:	Continue onto the next page.
Operation Maths:	Page 94 & 95 Money - What can each child buy in the shop? Page 96 - Problem solving - This can be completed at any stage to complete the Operation Maths book.
Word list:	Revise all word lists to date.

There are lots of useful online resources to help with the different topics. Here is a list of a few.

www.twinkl.ie

www.topmarks.co.uk

www.phonicsbloom.com

www.splashlearn.com/math-games-for-kindergarteners

This is one of their favourites: www.ictgames.com/mobilePage/helpAHedgehog/

Folens have made some of their readers available online. Click on the link below

www.mycapstonelibrary.com/login/index.html


Username: freeaccess


Password: engage

Type the word "pink" or the word "red" into the search bar and a selection of books suitable for Junior Infants will appear. Happy reading 😊


Initial Sounds


Circle the letter that the word begins with. The first one has been done for you.


b  ~~**c**~~


o  **a**


d  **b**


s  **h**

s  **f**

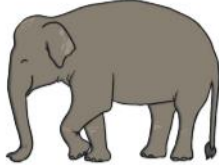
c  **o**


b  **p**

t  **f**

v  **c**


d  **g**

e  **j**


h  **y**


Final Sounds

Circle the sound that the word ends with. The first one has been done for you.


n  ~~**s**~~


i  **t**

p  **t**


m  **n**


g  **b**

b  **p**

d  **g**

n  **f**

c  **p**

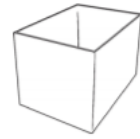
d  **g**

l  **j**

b  **g**

Phonics Read and Write

I can see a _____




I can see a _____



I can see a _____



I can see a _____



I can see a _____



I can see a _____




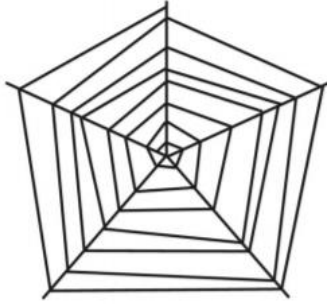


I can see a _____



CVC Words Cut and Paste Worksheet : €

Directions: Cut and paste the letters to make the word for the picture in the box.

e	h	t	n	l	b
e	e	w	g	n	e