

Dear Parents,

We hope you got on well with your last work pack. Here is the next two weeks for you to continue with. If you have any problems at all please do not hesitate to contact us. We love hearing from the children with samples of their work or just showing us the fun activities they are getting up to. We hope you have been enjoying the beautiful weather and spending lots of time outside practising your hurling skills or playing football. Try and find new adventures to keep you occupied and learn new things. This time of year is a great time to look for mini beasts and compare all the different leaves on the trees.

We have attached the spellings for the next two weeks at the bottom of the pack and a few Irish sheets for revision of vocabulary. As before, do these at your leisure. It is good to try and keep practising so you don't forget everything you have learned so far. We have also given all the details to access further resources for each core subject which you can have a look at too. These are excellent resources and the children will be familiar with how to use them once they are up on the screen.

### **Reading**

This is an excellent reading resource with you to log on to so your children can access their reading books. Continue exposing your child to as much reading material as you can at this time. The children read a lot of levelled readers from various schemes. One of these is the Engage Series which the children know and enjoy in school. Folens have kindly made the Engage set of books available for free online.

**Go to: <http://www.mycapstonelibrary.com/login/index.html>**

**Username: freeaccess**

**Password: engage**

You can search the colour of the band you want to start with, and it will filter the books for those levels. - Pink 1-2, Red 3-5, Yellow 6-8, Blue 9-11, Green 12-14, Orange 15-16, Turquoise 17-18, Purple 19- 20, Gold 21-22, White 23-24, Lime 25-26

### **English**

We have been following the **Over the Moon Programme** this year for English and their online resources are excellent. The children really enjoy our Over the Moon lessons at school. Each fortnight we cover one Unit/Theme. Here is how you can access the resources to help with their English learning:

**<https://www.gillexplore.ie/gill-explore-resources/over-the-moon-first-class-skills-book>**

Go to the dropdown menu, press 'all chapters' and click on unit 17

Here you will have access to so many amazing resources – some of these are printable and some are online/interactive. The children are used to using the Oral Language & Interactive Resources. Here

you will find the Oral Language Poster, Interactive Poem and several online games for the children to play. You might want to read through some of the printable resources with your child and feel free to print and use them for various games/activities. However, this is not a requirement at all – so don't feel pressurised to print/use any of the above!

## Maths

If you wish you can access the ebooks on Edco Learning <https://www.edcolearning.ie/>

Login Username: primaryedcobooks

Password:edco2020

The screenshot shows a digital maths workbook page. On the left, there are three columns of addition problems (A, B, C) using base ten blocks. Column A: 1.  $19 + 1 =$ , 2.  $19 + 2 =$ , 3.  $19 + 5 =$ , 4.  $19 + 8 =$ , 5.  $79 + 1 =$ . Column B: 1.  $39 + 3 =$ , 2.  $39 + 9 =$ , 3.  $39 + 7 =$ , 4.  $39 + 2 =$ , 5.  $39 + 6 =$ . Column C: 1.  $67 + 6 =$ , 2.  $67 + 4 =$ , 3.  $67 + 9 =$ , 4.  $67 + 7 =$ , 5.  $67 + 5 =$ . To the right of these are two number line activities. Activity A: 'Add. Use the number line.' with a number line from 45 to 65. Problems: 1.  $45 + 7$ , 2.  $49 + 8$ , 3.  $56 + 5$ , 4.  $48 + 9$ , 5.  $54 + 5$ , 6.  $59 + 4$ . Activity B: 'Add. Use the number line.' with a number line from 65 to 85. Problems: 1.  $65 + 7$ , 2.  $69 + 8$ , 3.  $76 + 5$ , 4.  $78 + 9$ , 5.  $84 + 5$ , 6.  $89 + 4$ . A sidebar on the right labeled 'Edco Resources' contains a list of activities. A large white arrow points from this sidebar to a text box on the right.

You can click on this 'edco resources' and you will be able to access some activities the children can play for that unit.

The screenshot shows a digital category selection screen. On the left, there is a green sidebar with the text 'Categories' and 'All Categories'. Below this is a section titled 'Ready to go Activities'. On the right, there is a grid of activity cards. Each card is titled 'First Class and Second Class' and contains a list of activities. The activities are: Activity 1.1, Activity 1.2, Activity 1.3, Activity 1.4, Activity 1.5, Activity 1.6, Activity 1.7, Activity 1.8, Activity 1.9, Activity 1.10, Activity 1.11, Activity 1.12, Activity 1.13, Activity 1.14, Activity 1.15, Activity 1.16, Activity 1.17, Activity 1.18, Activity 1.19, Activity 1.20, Activity 1.21, Activity 1.22, Activity 1.23, Activity 1.24, Activity 1.25, Activity 1.26, Activity 1.27, Activity 1.28, Activity 1.29, Activity 1.30, Activity 1.31, Activity 1.32, Activity 1.33, Activity 1.34, Activity 1.35, Activity 1.36, Activity 1.37, Activity 1.38, Activity 1.39, Activity 1.40, Activity 1.41, Activity 1.42, Activity 1.43, Activity 1.44, Activity 1.45, Activity 1.46, Activity 1.47, Activity 1.48, Activity 1.49, Activity 1.50, Activity 1.51, Activity 1.52, Activity 1.53, Activity 1.54, Activity 1.55, Activity 1.56, Activity 1.57, Activity 1.58, Activity 1.59, Activity 1.60, Activity 1.61, Activity 1.62, Activity 1.63, Activity 1.64, Activity 1.65, Activity 1.66, Activity 1.67, Activity 1.68, Activity 1.69, Activity 1.70, Activity 1.71, Activity 1.72, Activity 1.73, Activity 1.74, Activity 1.75, Activity 1.76, Activity 1.77, Activity 1.78, Activity 1.79, Activity 1.80, Activity 1.81, Activity 1.82, Activity 1.83, Activity 1.84, Activity 1.85, Activity 1.86, Activity 1.87, Activity 1.88, Activity 1.89, Activity 1.90, Activity 1.91, Activity 1.92, Activity 1.93, Activity 1.94, Activity 1.95, Activity 1.96, Activity 1.97, Activity 1.98, Activity 1.99, Activity 1.100. A sidebar on the right labeled 'Edco Resources' contains a list of activities.

You can have a look at the different activities and there are some questions to go along with them if you feel like it. Again, no pressure to do so it's just if you want a little extra from the resources.

**Gaeilge:**

Lots of interactive lessons – Ceacht 1 – 4 - on Bua na Cainte software. Below is how to access these resources:

Edco have kindly offered the Bua Na Cainte software to all homes in Ireland during this time. It is an incredible resource and we recommend you download it, if possible. The children will be familiar with the interface from school and will probably be able to navigate it with a little assistance. Here you will have access to stories, songs and games for the topic. The children really enjoy this software at school!

1. Go to [www.edco.ie/bua](http://www.edco.ie/bua)
2. Select the file which suits your computer – PC or MAC
3. Select the class level you require (First class), and then click on it to start a download of the file.
4. Once the download has completed, click on the file to install and follow the on-screen instructions.
5. A Bua na Cainte icon will appear on your desktop. Once you select this icon, a login page will open where you will need to enter the details below:

**Login: trial**

**Password: trial**

There is a lot of information above so use it at your own pace and leisure. Get in touch to let us know how you are all doing as we miss you all so much.

Most importantly, stay safe and well.

Kind regards,

Ms Scott and Ms O' Sullivan

Email addresses

[MsScott@corvillens.com](mailto:MsScott@corvillens.com)

[MsOSullivan@corvillens.com](mailto:MsOSullivan@corvillens.com)

### **Monday 18<sup>th</sup> May**

<b>Subject</b>	<b>Task</b>	<b>Sign</b>
<b>Spelling</b>	Week 33 Monday, put each spelling word into a sentence orally and choose one of the given words to write a sentence for in sentence copy. Try to use adjectives in your sentences to make them more interesting.	
<b>English</b>	Over the Moon Skills book page 125-Brainstorm and predict 'Ella the Writer' What do you think of when you hear this? Look at the pictures in the book and use the vocabulary to predict what you think the story is about.	
<b>Reading</b>	Fun at the Circus p73 and p74 with parents.	
<b>Maths</b>	Operation Maths School book pg 125 a and b	
<b>Handwriting</b>	1 page from big handwriting book, (if your child has this book completed than please do a page in the small handwriting book.) If you are finished all handwriting books please write 2 extra sentences for your spelling words.	
<b>Mental Maths</b>	Mental Maths book page 66 Monday	

### **Tuesday 19<sup>th</sup> May**

<b>Subject</b>	<b>Task</b>	<b>Sign</b>
<b>Spelling</b>	Week 33 Tuesday spellings, put words into a sentence orally and choose one of the given words to write a sentence for in sentence copy. Try to use adjectives in your sentences to make them more interesting.	
<b>English</b>	Over the Moon Skills book page 124 Use the information in the boxes to finish the letter on page 124. When you are finished read out the letter for somebody in your home. Talk about Henry's party, did it sound like fun? Why?	
<b>Reading</b>	Fun at the Circus p75, 76 and 77 with parents	
<b>Maths</b>	Operation Maths Home pg 42 a,b and c	
<b>Handwriting</b>	1 page from big handwriting book, (if your child has this book completed than please do a page in the small handwriting book.) If you are finished all handwriting books please write 2 extra sentences from your spelling words.	
<b>Mental Maths</b>	Mental Maths book page 66 Tuesday	

### **Wednesday 20<sup>th</sup> May**

<b>Subject</b>	<b>Task</b>	<b>Sign</b>
<b>Spelling</b>	Week 33 Wednesday spellings, put into a sentence orally and	

	choose one word to write a sentence for in sentence copy.	
<b>English</b>	(After you have finished reading) Over the Moon Skills book page 126 answer the questions only on what you have read so far in the story.	
<b>Reading</b>	Over the moon reader 'Fun at the circus' read pages 78 and 79 Read with a parent	
<b>Maths</b>	Operation Maths School pg 125c	
<b>Handwriting</b>	1 page from big handwriting book, (if your child has this book completed than please do a page in the small handwriting book.) If you are finished all handwriting books please write 2 extra sentences from your spelling words.	
<b>Mental Maths</b>	Mental Maths book page 66 Wednesday	

### **Thursday 21st May**

<b>Subject</b>	<b>Task</b>	<b>Sign</b>
<b>Spelling</b>	Week 31 Thursday spellings put into a sentence orally and choose one word to write a sentence for in sentence copy.	
<b>English</b>	Over the moon skills book page 129 Can you think of any more words that have 'ir' or 'ur' in them? Write them in to your copy.	
<b>Reading</b>	Over the moon reader 'Fun at the Circus' page 80-82 Read with a parent	
<b>Maths</b>	Operation Maths Home book page 42 D	
<b>Handwriting</b>	1 page from big handwriting book, (if your child has this book completed than please do a page in the small handwriting book.) If you are finished all handwriting books please write 2 extra sentences from your spelling words.	
<b>Mental Maths</b>	Mental Maths book page 67 Thursday	

### **Friday 22nd May**

<b>Subject</b>	<b>Task</b>	<b>Sign</b>
<b>Spelling</b>	Week 33 Friday spellings spelling and dictation test (sentence copy is fine if you don't have test copy.) Dictation: 1) The girl is thirsty. 2) When is your birthday? 3) I have a green skirt and a red shirt.	
<b>English</b>	Over the Moon Skills book page 127	
<b>Reading</b>	Over the moon 'Fun at the circus' read pages 83-85 with parent	

<b>Maths</b>	<a href="https://www.topmarks.co.uk/learning-to-count/helicopter-rescue">https://www.topmarks.co.uk/learning-to-count/helicopter-rescue</a> Find numbers on the 100 square 1-100 Operation Maths Home p125 a and b	
<b>Handwriting</b>	1 page from big handwriting book, (if your child has this book completed than please do a page in the small handwriting book.) If you are finished all handwriting books please write 2 extra sentences from your spelling words.	
<b>Mental Maths</b>	Mental Maths book page 67 Friday review	

### **Monday 25<sup>th</sup> May**

<b>Subject</b>	<b>Task</b>	<b>Sign</b>
<b>Spelling</b>	Week 34 Monday spellings, put words into a sentence orally and choose one of the given words to write a sentence for in sentence copy. Try to use adjectives in your sentences to make them more interesting.	
<b>English</b>	Over the Moon Skills book page 128	
<b>Reading</b>	Over the moon 'Fun at the circus' read pages 73 and 74 independently.	
<b>Maths</b>	Operation Maths School Book Page 125 c Number bonds and challenges. <a href="https://www.topmarks.co.uk/maths-games/hit-the-button">https://www.topmarks.co.uk/maths-games/hit-the-button</a> Try doubles this time.	
<b>Handwriting</b>	1 page from big handwriting book, (if your child has this book completed than please do a page in the small handwriting book.) If you are finished all handwriting books please write 2 extra sentences from your spelling words.	
<b>Mental Maths</b>	Mental Maths book page 68 Monday	

### **Tuesday 26<sup>th</sup> May**

<b>Subject</b>	<b>Task</b>	<b>Sign</b>
<b>Spelling</b>	Week 34 Tuesday spellings, put into a sentence orally and choose one word to write a sentence for in sentence copy.	
<b>English</b>	Over the Moon Skills book read page 130, talk about it and use colour to label Ella's email.	
<b>Reading</b>	Fun at the circus reader 78 and 79 independent reading	
<b>Maths</b>	Topmarks game of your choice	
<b>Handwriting</b>	1 page from big handwriting book, (if your child has this book completed than please do a page in the small handwriting book.)	

<b>Mental Maths</b>	Mental Maths book page 68 Tuesday	
---------------------	-----------------------------------	--

### **Wednesday 27<sup>th</sup> May**

<b>Subject</b>	<b>Task</b>	<b>Sign</b>
<b>Spelling</b>	Week 32 Wednesday spellings put into a sentence orally and choose one word to write a sentence for in sentence copy.	
<b>English</b>	Over the moon skills book page 131 a. Make a scavenger hunt of things you might find in the garden in summer. b. Invite a friend to your scavenger hunt. Write an email.	
<b>Reading</b>	Over the moon reader 'Fun at the Circus' Read pages 80 and 81 independently	
<b>Maths</b>	Operation Maths School Book Page 126 A and B	
<b>Handwriting</b>	1 page from big handwriting book, (if your child has this book completed than please do a page in the small handwriting book.)	
<b>Mental Maths</b>	Mental Maths book page 68 Wednesday	

### **Thursday 28<sup>th</sup> May**

<b>Subject</b>	<b>Task</b>	<b>Sign</b>
<b>Spelling</b>	Week 32 Thursday spellings put into a sentence orally and choose one word to write a sentence for in sentence copy.	
<b>English</b>	Choose a friend or relative to write an email to, write them a short message in your copy. If your parents have time to help you maybe you could type the email on a computer, tablet or phone and send it. If you want to send it to your teacher, you will definitely get a reply.	
<b>Reading</b>	Over the moon reader 'Fun at the Circus. Read page 82-85 independently	
<b>Maths</b>	Operation Maths School Book Page 126 C and D Operation Maths home book page 42 A Use this interactive number square if you need help <a href="https://www.topmarks.co.uk/learning-to-count/paint-the-squares">https://www.topmarks.co.uk/learning-to-count/paint-the-squares</a>	
<b>Handwriting</b>	1 page from big handwriting book, (if your child has this book completed than please do a page in the small handwriting book or sentences in a copy.)	
<b>Mental Maths</b>	Mental Maths book page 69 Thursday	

## Friday 29<sup>th</sup> May

Subject	Task	Sign
<b>Spelling</b>	<p>Week 34 spellings spelling and dictation test (sentence copy is fine if you don't have test copy.)</p> <p>Dictation:</p> <ol style="list-style-type: none"> <li>1) The nurse visited on Thursday.</li> <li>2) We always have burnt toast.</li> <li>3) It is your turn next.</li> </ol>	
<b>English</b>	<p>After reading the poem 'Sandy Beaches' on page 86 answer these questions:</p> <p>What does the poem make you think about?</p> <p>What do you visualise (see in your mind)?</p> <p>How does it make you feel?</p> <p>Discuss the poem (Sample answers are below)</p> <p>Who is speaking in the poem?</p> <p><i>The poet is the person speaking in the poem.</i></p> <p>What is the poem about?</p> <p><i>The poem is about going to the beach in summer.</i></p> <p>How does the poet feel? How do you know?</p> <p><i>The poet feels happy. The poet loves the beach. The poet talks about the sand, sea and shells on the beach.</i></p> <p>Which images stand out? Why?</p> <p><i>'I walk along the tip of the sea,/That's where my feet leave prints to be. I walk all the way to the end of the land,/The land that holds this beautiful sand.' I can see the poet walking along the beach and leaving footprints in the sand.</i></p> <p>Can you make a connection to the poem?</p> <p><i>I remember going to the beach last summer and making new friends.</i></p>	
<b>Reading</b>	Over the moon reader 'Fun at the Circus'. Read page 86	
<b>Maths</b>	<p>Operation Maths home book p 42 D</p> <p><a href="https://www.topmarks.co.uk/place-value/place-value-charts">https://www.topmarks.co.uk/place-value/place-value-charts</a></p> <p>When playing this game chose TU only</p>	
<b>Handwriting</b>	1 page from big handwriting book, (if your child has this book completed than please do a page in the small handwriting book or a copy.)	
<b>Mental Maths</b>	Mental Maths book page 69 Friday Review	



Week 34 Spellings

*Look, Say, Cover, Write, Check.*

Monday	1. yet			
	2. hid			
	3. wept			
Tuesday	4. skirt			
	5. girl			
	6. shirt			
Wednesday	7. first			
	8. of			
	9. eight			
Thursday	10. birthday			
	<b>Revise for test</b>			

Week 35 Spellings

*Look, Say, Cover, Write, Check.*

Monday	1. not			
	2. some			
	3. next			
Tuesday	4. turn			
	5. nurse			
	6. turkey			
Wednesday	7. purple			
	8. love			
	9. cover			
Thursday	10. hamburger			
	<b>Revise for test</b>			



Is mise Mamaí.



1 Is mise \_\_\_\_\_



2 Is mise \_\_\_\_\_



3 Is \_\_\_\_\_



4 Is \_\_\_\_\_



5 \_\_\_\_\_



6 \_\_\_\_\_



Mamaí



Daidí



Niamh



Oisín




Liam



Bran

# Mé Féin



F a i g h a n A b a i r t

1



Sin bó.

2



3



4



5



6



Sin bus.


Sin bord.

Sin buachaill.

Sin bó.


Sin banana.

Sin bád.



Inniu an \_\_\_\_\_.





dearg



liath



gorm



dubh



buí





# Bí ag Léamh



Chonaic mé carr.



Chonaic mé cat.



Chonaic mé bus.



Chonaic mé madra.



Chonaic mé éan.



Chonaic mé rothar.



Chonaic mé múinteoir.



Chonaic mé eitleán.



Chonaic mé tarracóir.

Chonaic mé carr.



1 Chonaic mé \_\_\_\_\_.



2 Chonaic \_\_\_\_\_.



3 \_\_\_\_\_



4 \_\_\_\_\_



5 \_\_\_\_\_



6 \_\_\_\_\_



7 \_\_\_\_\_



8 \_\_\_\_\_



tarracóir



bus



múinteoir



éan



cat



madra



rothar



carr