



Scoil Iosef Naofa

Corville, Roscrea, Co Tipperary

Dear parents/guardians,

We hope you are all keeping safe and that you enjoyed our 'Guess the Teacher Quiz: Communion Photos' on the school's Facebook page (answers are now uploaded). We have attached a suggested timetable with a list of work for the students in 2nd class for the next two weeks. Please note if you have any queries or questions please don't hesitate to contact us on MsBourke@corvillens.com and MrStapleton@corvillens.com . As always please do not feel under pressure to complete all tasks, we just ask that your children give their best effort. All help and support would be greatly appreciated. Any relevant worksheets are also attached to this list (no need to print).

Thank you,

Ms. Bourke and Mr. Stapleton 😊

Weekly plan of work for 2nd class – Ms. Bourke and Mr. Stapleton

18/05/20 – 22/05/20

*Suggested timetable:

	Monday	Tuesday	Wednesday	Thursday	Friday
English: Spellings - <o> spelling of /u/ sound.	<ul style="list-style-type: none"> Visual Literacy: if it is not a cloud then what is it? (students draw what they think the rest of the image may be into their English copy and write several sentences describing it). Over The Moon: The Teacher's Surprise, pg. 121 (Phonics: ei, o) 	<ul style="list-style-type: none"> Over The Moon: The Teacher's Surprise, pg. 122 (Grammar: Tired words) Read at Home pg. 102 (answer questions in English copy) 	<ul style="list-style-type: none"> Over The Moon: The Teacher's Surprise, pg. 123 (Oral Genre: communicating) Over The Moon: The Teacher's Surprise, pg. 124 (Writing Genre: Exploring and Using) 	<ul style="list-style-type: none"> Poetry: Read the poem 'Sick' by Shel Silverstein (Wild Explorer pg. 133 & 134). In your English copy: <ul style="list-style-type: none"> - Draw a picture of Peggy Ann from the descriptions she gives in the poem. - What did Peggy Ann realise at the end of the poem? 	<ul style="list-style-type: none"> Spelling test <o> spelling of /u/ sound. Dictation – Slowly call out the following sentences and ask the children to write them down <ol style="list-style-type: none"> The monkey sat in front of the ape. On Monday my brother did nothing. Somebody just dropped a dozen eggs. Next cloze procedure.
Maths	<ul style="list-style-type: none"> Mental Maths Week 35 – Monday Addition number stories work sheet (answer in your Maths copy). 	<ul style="list-style-type: none"> Mental Maths Week 35 – Tuesday Operation Maths at Home – Spatial Awareness pg. 47, part A & B 	<ul style="list-style-type: none"> Mental Maths Week 35 – Wednesday Operation Maths at Home – Spatial Awareness pg. 47, part C 	<ul style="list-style-type: none"> Mental Maths Week 35 – Thursday Tables +7/-7 (write them out in your Maths copy) 	<ul style="list-style-type: none"> Mental Maths Week 35 – Friday and Friday review
Gaeilge	<ul style="list-style-type: none"> Vocab Thug mamaí uachtar reoite dó: mammy gave him an ice cream. Thug mamaí úll dó: mammy gave him an apple. Thug mamaí uachtar reoite di: mammy gave her an ice cream. Thug mamaí úll di: mammy gave her an apple. Bua na Cainte lth. 83 		<ul style="list-style-type: none"> Vocab Sliabh: mountain Féar: grass Ag glaoch: calling Scamall: cloud Mactíre: wolf Bata: stick Buachaill: boy Caoirigh: sheep (plural, caora: 1 sheep) Eagla: fear Páirc: field Bua na Cainte lth. 85 		
Religion		<ul style="list-style-type: none"> Theme 6: AT Mass, we give 			

Login to www.growinlove.ie Email: trial@growinlove.ie Password : growinlove		thanks and we receive Holy Communion – Lesson 1: 'Do this in memory of me'			
SESE				<ul style="list-style-type: none"> The Submarine and John Philip Holland (exercise attached). Answer the questions in your SESE copy. 	
PE					<ul style="list-style-type: none"> Animal 7 min HIT workout (move like each of the animals)
SPHE		<ul style="list-style-type: none"> Read the story "Everybody Worries" by Jon Burgerman and have a chat/discussion with someone in your family about how you are feeling. (available at https://en.calmemo.com/read/000777721945cfe5bb9cc?authid=Xu9pcOzU3TQx) 			

Weekly plan of work for 2nd class – Ms. Bourke and Mr. Stapleton

25/05/20 – 29/05/20

*Suggested timetable:

	Monday	Tuesday	Wednesday	Thursday	Friday
English: Spellings - <ture>	<ul style="list-style-type: none"> Visual Literacy: if it is not an apple then what is it? (students draw what they think the rest of the image may be into their English copy and write several sentences describing it) Read at Home pg. 103 (answer questions in English copy) 	<ul style="list-style-type: none"> Over The Moon: The Day the School Stood Still, pg. 125 (Before Reading: Brainstorming) Wild Explorer: The Day the School Stood Still, pg. 135 – 136. 	<ul style="list-style-type: none"> Wild Explorer: The Day the School Stood Still, pg. 137 – 139. Over The Moon: The Day the School Stood Still, pg. 126 (During Reading: Book Talk) 	<ul style="list-style-type: none"> Wild Explorer: The Day the Schools Stood Still, pg. 140 – 141. Over The Moon: The Day the School Stood Still, pg. 127 (After Reading: Understanding) 	<ul style="list-style-type: none"> Spelling test <ture>. Dictation – Slowly call out the following sentences and ask the children to write them down <ol style="list-style-type: none"> 1. Capture a picture and keep it for the future. 2. There are so many creatures in nature. 3. The elbow has a fracture. Just write next page.
Maths	<ul style="list-style-type: none"> Mental Maths Week 36 – Monday Operation Maths at Home – Money pg. 40 	<ul style="list-style-type: none"> Mental Maths Week 36 – Tuesday Drawing by instruction work sheet (answer in your Maths copy). 	<ul style="list-style-type: none"> Mental Maths Week 36 – Wednesday Topmarks online maths games https://www.topmarks.co.uk/maths-games/7-11-years/addition-and-subtraction (Excellent website for maths games and to revise skills learnt throughout the year). 	<ul style="list-style-type: none"> Mental Maths Week 36 – Thursday Tables +8/-8 (write them out in your Maths copy) 	<ul style="list-style-type: none"> Mental Maths Week 36 – Friday and Friday review
Gaeilge	<ul style="list-style-type: none"> Vocab Inniu an ____.: Today is ____. Inné an ____.: Yesterday was ____. Amárach an ____.: Tomorrow is ____. 		<ul style="list-style-type: none"> Vocab Bhí an lá ____ inné.: The day was ____ yesterday. Tá an lá ____ inniu.: The day is ____ today. 		

	<p>Tháinig ____ go dtí mo theach.: ____ came to my house.</p> <p>Thug <u>sé/sí</u> ____ dom.: He/She gave ____ to me.</p> <p>Bhí áthas/brón orm.: I was happy/sad.</p> <ul style="list-style-type: none"> Bua na Cainte lth. 84 – An Nuacht: The News 		<p>Beidh an lá ____ amárach.: The day will be ____ tomorrow.</p> <p>Tarraing pictiúr: Draw a picture.</p> <ul style="list-style-type: none"> Bua na Cainte lth. 84 – An Aimsir: The Weather 		
SESE				<ul style="list-style-type: none"> About me (exercise attached). Answer the questions in your SESE copy. 	
Music		<ul style="list-style-type: none"> Dabbledomus ic.com – free access during school closures. - Parents subscription: Singing with Jazz Cat. This is a great interactive online resource for practicing song singing and song writing. (see resources for instructions) 			
STEM (Science Technology Engineering Maths)			<ul style="list-style-type: none"> Design and make a vehicle which can move. 		
PE					<ul style="list-style-type: none"> PE with Joe on YouTube @ 9am (thebodycoa ch1)
Drama/Art				<ul style="list-style-type: none"> Use the script you created during the previous drama exercise and create a comic book strip. (template attached if required) 	

Resources:

The <o> spelling of the /u/ sound


Look, Say, Cover, Write and Check!

	Look and say	Look, say and write	Cover and write	Check and write again
Monday	Some			
	Front			
Tuesday	Gloves			
	Another			
Wednesday	Dozen			
	somebody			
	Nothing			
Thursday	Love			
	Woman			
	Women			
On Thursday evening, select five words from the spelling list and create five sentences in your English copy.				

<ture>

Look, Say, Cover, Write and Check!

	Look and say	Look, say and write	Cover and write	Check and write again
Monday	Future			
	adventure			
Tuesday	Capture			
	puncture			
Wednesday	Fracture			
	Furniture			
	Nature			
Thursday	Moisture			
	Mouse			
	Mice			
On Thursday evening, select five words from the spelling list and create five sentences in your English copy.				



Dabbledoo music instructions:

Week 1

Singing with Jazz Cat! This is a great interactive online resource for practicing singing and songwriting!

[GO TO JAZZ CAT](#)

- Watch the 2 intro videos (Jazz Cat Intro + Jazz Cat Singing) to explain how our Jazz Cat resource works.
- Next, you can go into the Jazz Cat resource on our site by clicking here <http://beta.dabbledoomusic.com/jazz-cat/level1-section1.html>
- As explained from the videos, Jazz Cat will play the parts in green and then you and your child can sing the parts in either red or blue separately.
- Try the exercise through singing the notes as 'la'. Next, try it again, this time clicking the 'More Catio' button from the start so you'll add in a backing track.
- Once your child is confident with this, they can try the two performance exercises on level 2 which this time now has a 5 note scale. <http://beta.dabbledoomusic.com/jazz-cat/level2-section1.html>
- Again, they can start by singing the notes as 'la', but they can also try to add in the solfa notes (do, re, me, so, la) and try to perform the melody using those.

ADDITION NUMBER STORIES



1. Read the number story. Set out the number sentence and answer it. Use pictures, counters or place value blocks to help you.

Number story	Picture	Number sentence
(a) John had 5 marbles and he found another 3. How many marbles does he have altogether?		$\underline{\quad\quad} + \underline{\quad\quad} = \underline{\quad\quad}$
(b) Elise found 12 flowers in one vase and 15 in another. How many flowers are there altogether?		$\underline{\quad\quad} + \underline{\quad\quad} = \underline{\quad\quad}$
(c) There are 24 pupils in 2B and 23 pupils in 2W. How many pupils are there altogether in Year 2?		$\underline{\quad\quad} + \underline{\quad\quad} = \underline{\quad\quad}$
(d) 17 pupils catch the bus to school and 4 catch the train. How many are travelling to school on public transport?		$\underline{\quad\quad} + \underline{\quad\quad} = \underline{\quad\quad}$
(e) There are 27 bees in one hive and 14 bees in another. How many bees are there altogether?		$\underline{\quad\quad} + \underline{\quad\quad} = \underline{\quad\quad}$
(f) James has 32 cars and Liam has 28. How many cars do they have altogether?		$\underline{\quad\quad} + \underline{\quad\quad} = \underline{\quad\quad}$

CHALLENGE

On the back of the sheet, write your own number story to show this:

$$12 + 10 = \underline{\quad\quad}$$

Objective Solve addition problems with pictorial representations.

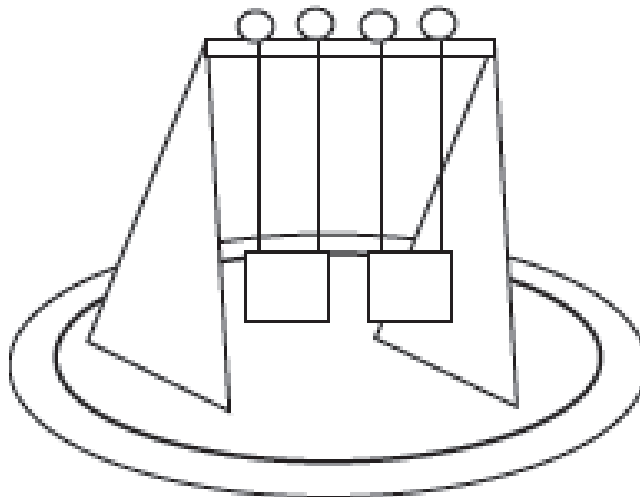
DRAWING BY INSTRUCTION

1. Follow the instructions to reveal the pictures.

(a) Draw a clown's face with a circle face, triangle hat, crosses for eyes, rectangle mouth and small triangle nose.

(b) Draw a house with a triangle roof, square windows, rectangle door and square garage.

2. Write how many of each shape you need to draw this picture.



_____ triangles _____ rectangles _____ squares _____ circles

CHALLENGE

With a partner, describe a picture using shapes for him or her to draw onto the back of the sheet. When you have finished, your partner can describe a picture for you to draw.

Objective Construct a 2-D shape picture from instructions.

The Submarine and John Philip Holland

John Philip Holland was born on 24 February 1841 in Liscannor, Co. Clare. As a young boy he was fascinated with the sea and underwater travel. When he grew up he became a science teacher and began to work on his designs for a submarine. In 1873 he emigrated to America to join his family. In America he tested numerous designs. In April 1900 the US Navy purchased their first commissioned submarine, the *Holland VI*, which became known as the USS *Holland*. Holland built many more submarines for different countries before he died on 12 August 1914.



Answer the questions.

- 1 Where was John Philip Holland born? _____
- 2 What was John Philip Holland fascinated with when he was a young boy? _____
- 3 Why did he emigrate to America? _____







- 4 Who bought the *Holland VI*? _____
- 5 Draw a picture of the first submarine.

About me

- 1 (a) Draw what you think you will look like as an elderly person.
- (b) Draw a line to match the body parts to your drawing.

head		neck
nose		eyes
mouth		shoulder
arm		hand
knee		leg
ankle		foot

- 2 Draw or write something you can ...

smell 	see 	taste 
	touch 	hear 

- 3 Which sense helps us to detect if something is hot and may burn us?

Suggested materials or STEM challenges

- Lego
- Jenga Blocks
- K'nex
- Cocktail sticks
- Mini marshmallows
- Play Dough
- Pipe cleaners
- Straws
- Empty toilet rolls
- Paper and card
- Sellotape or masking tape
- Play Dough
- Glue
- Paper or plastic cups
- Playing cards
- Dominoes
- Lollipop sticks
- Pegs
- Paper plates
- Newspaper
- Glue
- Cardboard boxes
- Egg cartons
- Paper clips
- Tin foil
- String
- Elastic Bands
- Ribbon
- Bottle tops

STEM: Design and make a vehicle which can move!

You could measure how far it moves?



7 Minute HIIT Workout For Kids

Set interval timer to do 45 seconds of work and 15 seconds of rest. Do as many reps of each animal move as you can before time runs out!



FROG JUMPS



BEAR WALK



GORILLA SHUFFLE




STARFISH JUMPS



CHEETAH RUN



CRAB CRAWL



ELEPHANT STOMPS

Adding this workout to your morning routine improves self-regulation and focus throughout the day.
Instructions and high quality printable included.

Comic Strip

Extra resources available if wanted, just send an email requesting them as they are large documents:

- Maths workbook pdf which focuses on revision
- Coding exercises on Scratch or Bits and Bricks (LEGO)