

Hi everyone,

We hope you are all doing well and have enjoyed your Easter holidays as much as possible. We are feeling very grateful for the sunny weather and know that all of the boys and girls in our classes will be very happy that the sun was shining so they could get outside to play. We miss you all very much and really hope we will be back to school together soon. It was so great to see some of your lovely faces on the school Facebook page and through email too. If you have any questions at all, or just want to send a message to say hi, don't forget you can contact us by email on MsFrawley@corvillens.com and MsKelly@corvillens.com! We will get back to you as soon as possible.

As you all know, the restrictions that were put in place have been set to continue until May 5th. As a result, we have listed some more work below for the next two weeks. We have also attached a suggested timetable, should you wish to structure your day like we do at school. However, we fully understand that this may not work out so please feel free to ignore this if it doesn't suit! Please don't hesitate to contact us if you need any further explanation or information.

Stay at home and stay safe!!

Chat soon,

Ms Frawley and Ms Kelly 😊

Work for School Closure: April 20th – May 1st

English:

Sound Book: The sounds and words are attached at the end of this document – to be stuck into their sound books.

- April 20th – April 24th: Soft 'g' – sounds like /j/ as in giraffe, orange etc.
- April 27th – May 1st: alternative spelling of the sound 'ai' – this is a revision of all the different ways the 'ai' sound can be spelled – /ai/ as in rain, /a_e/ as in game, and /ay/ as in day.

Tricky words:

Continuous revision – there are some lovely sight words games you can play to keep practicing your tricky words. There are lots of ideas online if you search "sight word games" but here are a few nice ideas too:

- **Colour by sight word** - there are some examples attached to this document. Alternatively, you can take any colouring sheet/colouring book page and write some tricky words in the different parts of the page and provide a colour key for the children.
- **Sight Word Stomp** – write some words using chalk on the ground outside – alternatively you can write words on large pieces of paper and spread them on the floor outside or indoors. Parent/guardian calls out a word and the child/children stomp on the word.
- **Go fish/Memory Game** – you can print flashcards – 2 copies of each word (10-15 words is plenty) or alternatively just write the words on pieces of paper and turn them over on a table. Each player chooses two cards – if they match they can keep the pair.
- **Sight word fly swat** – using the same flashcards/written cards as above – spread them out on the table. Parent/guardian calls out a word and the child/children try to 'swat' the word. You can use a wooden spoon/spatula etc if you don't have a fly swatter to hand!
- **Sight word Bingo** – divide a page into 12 boxes – each player writes one tricky word into each box. Parent/guardian calls out the words from a list – whoever crossed out or covers up their words first is the winner.

Phonics Pupil Book 3: Complete pages 10-15

Note on Dictation – p.11 & 14

In school, we call out two sentences for the children to write into their books. These sentences contain the tricky words they have been practicing. There is no rush in completing this task and we keep calling out the sentence as many times as is needed. Also, you can call out the full sentence at first, but then repeat it one or two words at a time – whatever is easier for your child. You can also remind your child to use capital letters at the beginning of the sentence, spaces between their words and a full stop at the end.

Dictation Sentences for page 11:

1. *The other car was quicker.*
2. *There were a hundred sheep in the barn.*

Dictation sentences for page 14:

1. *We want more good books.*
2. *I need my coat because it is raining.*

Note on writing pages -12 & 15:

Children write about the topic (My Family & My House) with some guidance:

- Talk about the topic and make up sentences orally.
- Write some 'help words' on a piece of paper and guide the children as they write their sentences encouraging them to 'sound out' any words they are stuck on.
- Remember to leave spaces between words, use a capital letter at the beginning and a full stop at the end of a sentence.
- At this stage the children's spelling will not always be accurate, but their work will be readable. Spelling gradually improves through reading many books and learning the alternative letter-sound spellings (like in their sound books).
- Draw a picture in the picture frame.

Reading: Continue exposing your child to as much reading material as you can at this time whether it's books, comics, cereal boxes etc.

- Read '**Back to Earth with a Bump**' on twinkl.com
<https://www.twinkl.ie/resource/t-l-53321-back-to-earth-with-a-bump-ebook-english>
There are 'talk cards' available on twinkl.com that go through lots of questions – sure to get your child thinking and chatting about the story. These can be done orally while looking at the computer/tablet/phone – no need to print
<https://www.twinkl.ie/resource/t-l-53908-back-to-earth-with-a-bump-talk-cards>
There are also lots of worksheets and other activities related to the story on twinkl if you wish to explore them.
- Read & discuss some **Aesops Fables**. Here are a few which can be found on twinkl.com:
<https://www.twinkl.ie/resource/t2-t-1502-aesops-fables-the-crow-and-the-fox-powerpoint>
<https://www.twinkl.ie/resource/t-t-12904-the-boy-who-cried-wolf-powerpoint>
<https://www.twinkl.ie/resource/t-t-12407-the-farmer-and-his-sons-powerpoint>
<https://www.twinkl.ie/resource/t-t-14251-the-lion-and-the-mouse-powerpoint>
<https://www.twinkl.ie/resource/t-t-11538-the-tortoise-and-the-hare-powerpoint>
Again, there are also lots of worksheets and other activities related to the story on twinkl if you wish to explore them.

Other useful websites for English

Ixl.com – click senior infants, English, topic of choice

Topmarks.co.uk – lots of literacy activities

Starfall.com

Maths:

If you wish you can access the ebooks on Edco Learning <https://www.edcolearning.ie/> and log in with the following details:

Level	Username	Password
Primary	primaryedcobooks	edco2020

- Operation Maths At School Book: Pages 95 – 101
- Operation Maths At Home Book – p. 31

Again, children will need guidance and instruction to complete these pages. The topics are Number & Capacity. Capacity is a very fun topic – so get out the jugs and cups if you can! Warning: you might get wet!!!

Other useful websites

Ixl.com – click senior infants, maths, topic of choice

Topmarks.co.uk – lots of maths activities

Gaeilge:

- An Cáisc – pages 59 – 60
- An Teilifís - pages 41-46

Edco have kindly offered the Bua Na Cainte software to all homes in Ireland during this time. It is an incredible resource and we recommend you download it, if possible. The children will be familiar with the interface from school and will probably be able to navigate it with a little assistance. Here you will have access to stories, songs and games for the topic. The children really enjoy this software at school!

1. Go to www.edco.ie/bua
2. Select the file which suits your computer – PC or MAC
3. Select the class level you require (Senior Infants), and then click on it to start a download of the file.
4. Once the download has completed, click on the file to install and follow the on-screen instructions.
5. A Bua na Cainte icon will appear on your desktop. Once you select this icon, a login page will open where you will need to enter the details below:
Login: trial Password: trial

SESE (Geography/History/Science):

Theme of the Month: Space

- Read 'Back to Earth with a Bump' on twinkl.com (link above)
- Learn some simple facts about the life of Neil Armstrong on twinkl.com
<https://www.twinkl.ie/resource/t-tp-77-neil-armstrong-powerpoint>
- Read and discuss Aesop's Fables – The Wind and the Sun – many links to this story can be found online. Aesop's Fables all contain a moral message which can be discussed.
- My book of space words - <http://printables.atozteacherstuff.com/download/space/my-book-of-space-words.pdf>

Religion

- Grow in Love – pages 36 -39
- There are lots of videos available online to tell these stories to the children – alternatively the stories are available to read online if you'd prefer to read to your child.
 - April 20th – 24th: Jesus Feeds the People p. 36 – 37
 - April 27th – May 1st: Jesus Calms the Storm p. 38 – 39

Art

- Using any kind of junk art materials from home (the recycle bin is a great place to find junk art materials) children can design their own space rocket.
- Draw your own rocket.
- Paper plate planets - Children can design their own planet on a paper plate. Alternatively, cut a circle from an old cardboard box/cereal box or sheet of paper to design their own planet.
- You could also search online for some other outer space art ideas if you prefer.

Aistear

- Exploratory play. Make 'moon sand' by combining approximately one part baby oil to four parts flour. The children can shape and mould sand using their hands, buckets, play dough cutters, scoops

P.E.

Cosmic Yoga for kids – YouTube - <https://www.youtube.com/user/CosmicKidsYoga>

Joe Wicks – P.E. with The Body Coach – YouTube - <https://www.youtube.com/user/thebodycoach1>

- Every day live on YouTube at 9am. You can also access these workouts at any time during the day!

Please note further pages attached below ☺

Timetable Suggestion

From our experience in the classroom we feel that children work & behave best when they have some structure & routine in their day. For that reason we have put together a suggested timetable that you can feel free to follow if you wish or ignore if it doesn't suit or you don't find it helpful ☺ You may find you can use part of it and ignore the rest – it's completely up to you.

As everyone's circumstances are different, a structured timetable might not be feasible for you so please feel no pressure and continue on with what is working for you and your circumstances.

We have tried to follow some work with a less intense and more fun activity to help keep the children engaged. Each slot could account for around 20-30 minutes. Please see * notes below timetable.

Time	Monday	Tuesday	Wednesday	Thursday	Friday
Morning	P.E. WITH JOE (live on youtube)	Cosmic Yoga for Kids (youtube)	P.E. WITH JOE (live on youtube)	Cosmic Yoga for Kids (youtube)	P.E. WITH JOE (live on youtube)
	English: Phonics*	English: Phonics*	English: Phonics*	English: Phonics*	English: Phonics*
	Activities*	Activities*	Activities*	Activities*	Activities*
	Gaeilge (An Teilifís)	Gaeilge (An Teilifís)	Gaeilge (An Teilifís)	Gaeilge (An Teilifís)	Gaeilge (An Teilifís)
	Snack Break & Fresh Air	Snack Break & Fresh Air	Snack Break & Fresh Air	Snack Break & Fresh Air	Snack Break & Fresh Air
Mid – Morning/ Early afternoon	Maths*	Maths*	Maths*	Maths*	Maths*
	Reading/ Storytime	Music/Dance (gonoodle.com)	Reading/ Storytime	Music/Dance (gonoodle.com)	Reading/ Storytime
	Writing: Our News	Handwriting	Guided Writing*	Dictation	Guided Writing*
	Lunch Break & Fresh Air	Lunch Break & Fresh Air	Lunch Break & Fresh Air	Lunch Break & Fresh Air	Lunch Break & Fresh Air
Afternoon	SESE	Art	Aistear/Play	Art	Miscellaneous*
	End of home schooling day	End of home schooling day	End of home schooling day	End of home schooling day	End of home schooling day
Well done everyone! ☺					

***Phonics** activities would include daily revision of sounds and words in sound books and daily revision of tricky words. Doing this through such games as mentioned is the best approach. Also some good phonics games can be found on the websites mentioned. This can also include work in Phonics Pupil Book 3.

***Activities** to practice motor skills & concentration such as construction blocks, beading & threading, jigsaws, playdough, stencils, cutting & pasting, puzzles, memory games etc.

***Maths:** It's nice to start a maths lesson with a game to revise number work whether a homemade game, a game from twinkl or one on the websites mentioned, before delving into the topic of the week.

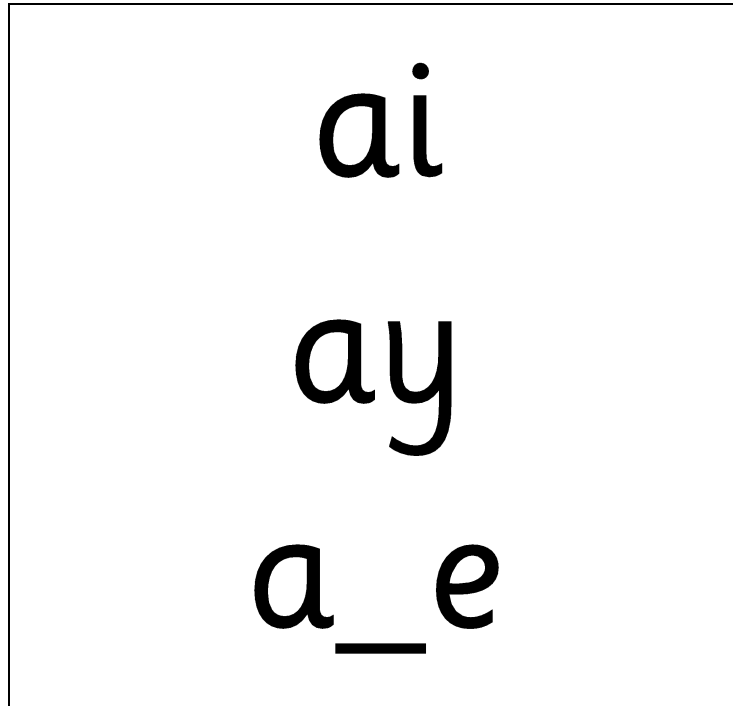
***Guided Writing** is where you guide your child in writing about a particular topic of choice whether it's a favourite animal, place, person; something you baked; an art activity; a game you played; something you've learned...the options are endless ☺ This can also be linked to their writing pages in the Phonics Pupil Book 3.

***Miscellaneous:** Activity of choice to end the week, whether a short walk, baking, chores, Netflix etc. ☺

soft g

agent	budget	danger
gel	energy	giant
angel	giraffe	gym
vegetable	magic	germ
orange	cage	age

Sound and Wordlist: April 27th – May 1st



whale	tray	snail
paint	name	hay
play	may	railway
snake	cake	always
train	tail	plain

Colour by Sight Words

Name: _____

(am, big, little, look, come, see, my)

my = light green

come = dark green

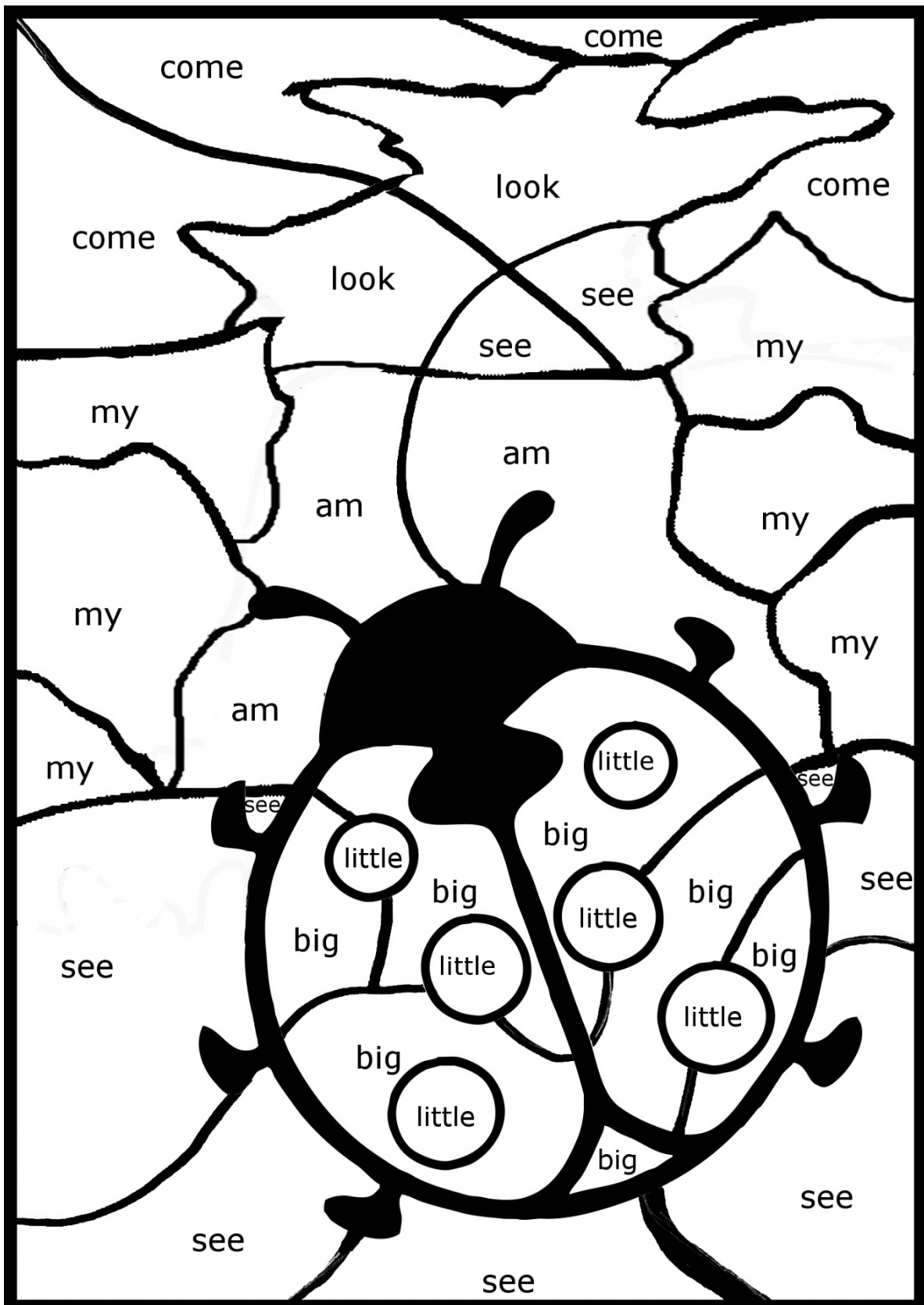
look = dark blue

am = light blue

see = orange

big = red

little = black



Colour by Sight Words

Name: _____

(who, why, when, from, they, that, these)

who = blue

why = yellow

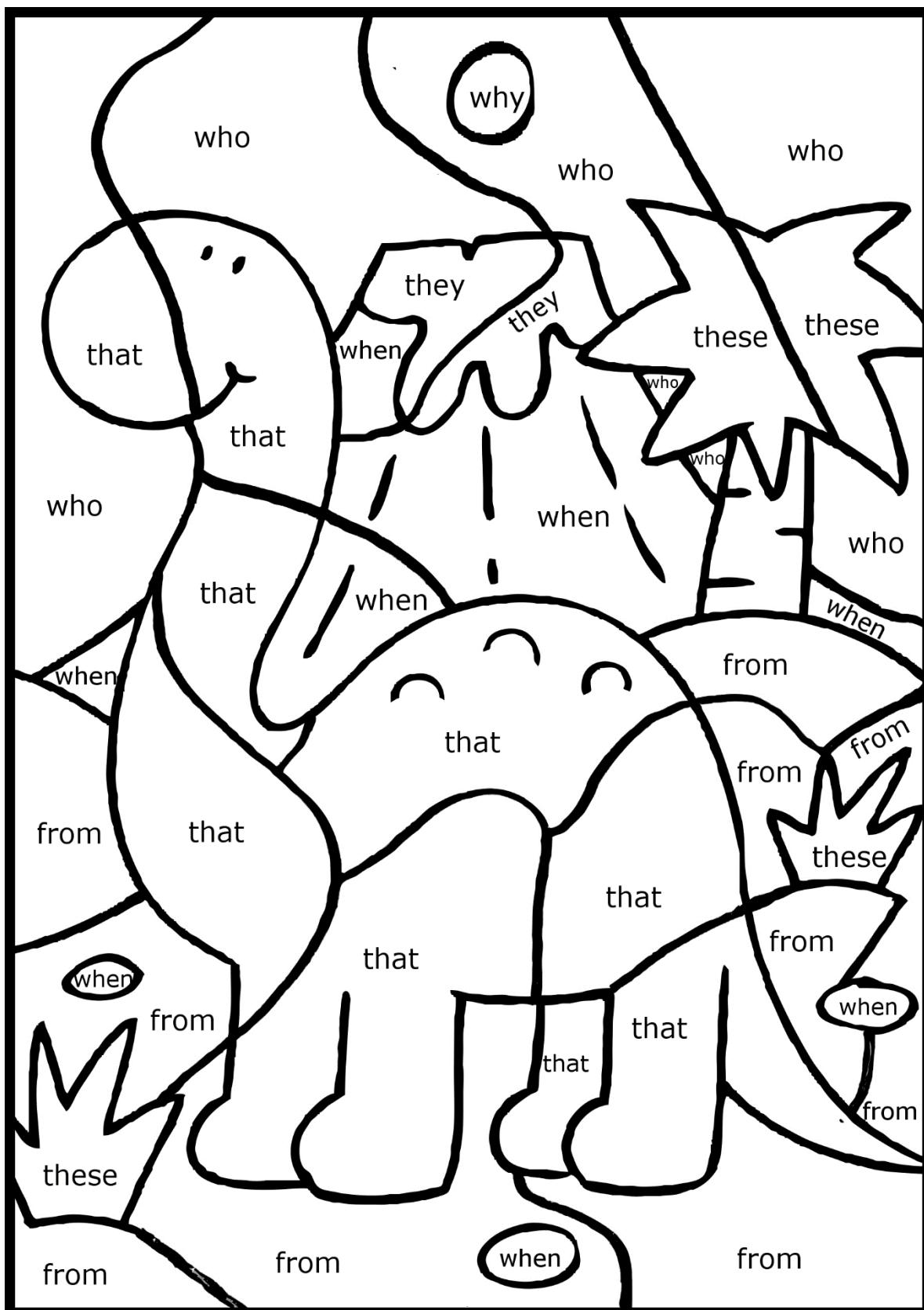
when = grey

from = dark green

they = red

that = brown

these = light green



Name: _____

here = grey	look = blue	little = brown	like = red	my = light green
come = dark green	am = yellow	see = orange	yes = black	big = white

